



Atomac® AKH3.2


Fluoropolymer-lined ball valve
certified to API 641 and ISO 15848



Experience In Motion

Maximum reliability and fugitive emissions certification for the toughest fluid management challenges

The Atomac AKH3.2 fluoropolymer-lined ball valve from Flowserve delivers unmatched performance in critical service applications. It's the first lined ball valve certified to API 641 and ISO 15848 requirements for fugitive emissions. In addition, improved liner stability extends mean time between maintenance (MTBM) as well as the valve's lifecycle.



Certified API 641 and ISO 15848 compliance

An innovative interlocking body joint design along with live-loaded wedge packing minimizes leakage and ensures compliance with fugitive emissions requirements of API 641 and ISO 15848.

Reliable sealing also is accomplished by interlocking body joints that require no maintenance. The AKH3.2 valve exceeds ISO 15848 standards and features tight shut-off per API 598 and DIN EN 12266-1, leakage rate A.

Chemical processing

- Acetic acid
- Barium chloride
- Bromine
- Calcium chloride
- Chlorine
- Hydrochloric acid
- Hydrofluoric acid
- Liquid and vapor
- Sulfuric acid

Pharmaceutical

- Acids
- Alkaline
- Solvents

Pulp and paper

- Chlorine dioxide
- Sodium chlorate
- Sodium hypochlorite
- Spent acid
- Tall oil

Steel production

- Pickle liquor


Modular design to meet application requirements

The AKH3.2 valve is available with a floating ball or a monobloc configuration in a uniform body designed for field interchangeability.



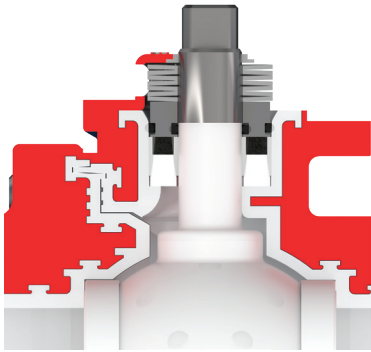
AKH3.2M — Monobloc design with one-piece ball and stem

- Prevents wear on stem drive
- Constant torque independent of line pressure
- Optional V and C port configurations for modulating and control applications



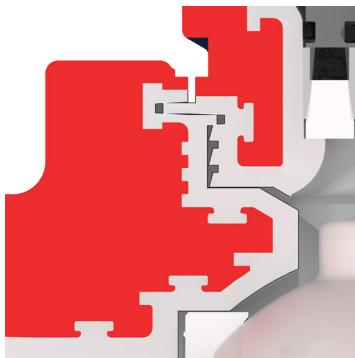
AKH3.2F — Floating ball with two-piece ball and stem

- Lower operating torques at low pressure
- Line pressure supports sealing against seat
- Optional AL_2O_3 ceramic ball for slurry and abrasive services




Superior liner retention

The AKH3.2 valve features improved liner stability, which promotes reliability and reduces costly valve failures.



Interlocking body joints

A dynamic body seal and live-loaded packing reduce inline adjustments for the AKH3.2 valve. A metal-to-metal body joint with labyrinth seal creates a maintenance-free body and tailpiece connection. Another benefit of the design: enhanced sealing under harsh conditions. The AKH3.2 valve meets API 598, DIN EN 12266-1 (leakage rate A) standards.



Live-loaded wedge packing

Certification to API 641 and ISO 15848 standards along with enhanced reliability are achieved by the live-loaded wedge packing of the AKH3.2 valve.



The Atomac AKH3.2 valve is a reduced port, flanged ball valve with a two-piece bolted body design. Additional specifications include:

Design	AKH3.2M — Monobloc unit with one-piece ball and stem AKH3.2F — Floating ball with two-piece ball and stem
Sizes	NPS 1 to 6
Pressure class	ASME Class 150
Temperature range	-60°C to 200°C (-76°F to 392°F)
End connection	ASME B16.5 flanged, raised face (RF)
Body materials	Ductile iron (DIN EN 1563 Grade EN-GJS-400-18-LT and ASTM A395 Grade 60-40-18) with PFA lining; optional materials available on request
Face-to-face	ASME B16.10 short pattern
Packing	Top cap live-loaded with Belleville washers; optional adjustable packing gland follower available on request
Topworks	ISO 5211 mounting dimensions
Fugitive emissions	ISO 15848-1/API 641
Leakage	Tight shut-off per API 598 and DIN EN 12266-1 (leakage rate A)

Headquarters

Flowserve Corporation
5215 North O'Connor Blvd.
Suite 700
Irving, Texas 75039-5421 USA
Telephone: +1 937 890 5839

North America

Cookeville, TN USA
Phone +1 931 432 4021

Europe, Middle East, India

Ahaus, Germany
Phone +49 (0) 2561-686-100

Flowserve Corporation has established industry leadership in the design and manufacture of its products. When properly selected, this Flowserve product is designed to perform its intended function safely during its useful life. However, the purchaser or user of Flowserve products should be aware that Flowserve products might be used in numerous applications under a wide variety of industrial service conditions. Although Flowserve can provide general guidelines, it cannot provide specific data and warnings for all possible applications. The purchaser/user must therefore assume the ultimate responsibility for the proper sizing and selection, installation, operation, and maintenance of Flowserve products. The purchaser/user should read and understand the Installation Instructions included with the product, and train its employees and contractors in the safe use of Flowserve products in connection with the specific application.

While the information and specifications contained in this literature are believed to be accurate, they are supplied for informative purposes only and should not be considered certified or as a guarantee of satisfactory results by reliance thereon. Nothing contained herein is to be construed as a warranty or guarantee, express or implied, regarding any matter with respect to this product. Because Flowserve is continually improving and upgrading its product design, the specifications, dimensions and information contained herein are subject to change without notice. Should any question arise concerning these provisions, the purchaser/user should contact Flowserve Corporation at any one of its worldwide operations or offices.

©2022 Flowserve Corporation. All rights reserved. This document contains registered and unregistered trademarks of Flowserve Corporation. Other company, product, or service names may be trademarks or service marks of their respective companies.

VAFLY000329-00 (EN/A4) March 2022