


H2O+ Pump Data Book

Performance Curves and Technical Data



Outstanding reliability, efficiency in deep water wells


Byron Jackson® H2O+ submersible pumps and motors from Flowserve offer an extraordinary range of performance for deep well applications. Proprietary hydraulics along with precision cast bowls and impellers ensure long life and cost-effective operation.

Standard 6, 8 and 10 in. pumps with either 50 or 60 Hz motors can be assembled to order (ATO) from components stocked in inventory regionally and shipped in one to four weeks.

In addition, two grades of motors are available. The standard motor is single-flange, all-304 stainless steel construction. The premium motor has a heavy-duty, double-flange design with three seals, special high-temperature winding wire, oversize thrust bearings and coated cast iron end bells. Other materials are available.

Industries and applications

- Agriculture
- Golf courses
- Industrial processes
- Irrigation
- Mine dewatering
- Municipal water suppliers



Customer benefits

- **Standard precision cast 304 stainless steel impellers and bowls** replace sand cast bronzes and irons as well as stamped stainless steel components for high-efficiency operation and extended lifecycles.
- **Rugged construction** — starting with heavy-duty castings — withstands typical sand and debris, which can accelerate wear on pump components and degrade performance.
- **Threaded discharge case** includes an integral stainless steel check valve and either NPT or BSPT threads to protect the motor and minimize initial installation costs.
- **Broad hydraulic coverage** ensures a precise fit for your specific application requirements.
- **Byron Jackson H2O+ water-filled, wet-wound motors** are environmentally friendly and provide high efficiency per industry standards.
- **Lightweight, modular construction** simplifies installation, reduces lead times, and decreases the number of parts for stocking partners.
- **High-performance composite wear rings** and rubber bearings extend pump life and are replaceable.

Technical specifications

- **Flows to:** 568 m³/h (2,500 gpm)
- **Heads to:** 525 m (1,720 ft)
- **Pressures to:** 66 bar (956 psi)
- **Temperatures to:** 50°C (122°F) maximum ambient water temperature
- **Sizes to:** 6, 8 and 10 in.

Extended service motors for water applications

Water-tight insulated windings ensure easy service, improve cooling, and extend motor life of the Byron Jackson H2O+ submersible pump.

Each unit is pre-filled with water and food-grade, NSF-approved glycol for freeze and rust protection and lubrication, making them suitable for potable water applications.

The 50 and 60 Hz motors provide exceptional value as a result of their heavy-duty thrust bearing design, a 100% pressure compensation system, rewindable stators and standard 304 stainless steel stocked in inventory. Other materials suited for specific applications are available with longer lead times. Consult your Flowserve sales representative for details.

50 and 60 Hz motor advantages

- All-304 stainless steel construction is corrosion-resistant and meets drinking water standards.
- Long-lasting PE2+PA windings offer higher-temperature operation up to 50°C (122°F), withstand higher voltage fluctuations, and are rewindable.
- Standard NEMA splined/keyed shaft and flange dimensions simplify replacement of motors.
- Heavy-duty bearings with thrust capacities to 7,650 kg (16,860 lb) for standard motors and 8,164 kg (18,000 lb) for premium motors enable operation at off-BEP duty points.
- Water-lubricated, carbon radial bearings minimize friction losses and maximize efficiency.


Temperature monitoring to optimize performance

Unplanned downtime can be avoided and costs can be significantly reduced with Byron Jackson H2O+ motors. Standard and premium motors are available with an optional PT100 temperature sensor to help operators monitor and keep pump performance within the required ranges.

Fast quoting and quick shipment

Deep well operators expect faster quoting and shipment of replacement pumps and motors in water supply applications.

Our user-friendly Affinity™ sizing and selection software enables registered users to get quotes for Byron Jackson H2O+ submersible pumps and motors in as little as 30 minutes. For access and training on Affinity, contact your Flowserve sales representative or local distributor.



Materials

Pump materials of construction: standard 304 stainless steel

Part name	Material	ASTM number
Interconnector	304 stainless steel	ASTM A743 Gr CF8
Coupling	316 stainless steel	ASTM A744 Gr CF8M
Strainer	304 stainless steel	ASTM A240 Gr 304
Bowl	304 stainless steel	ASTM A743 Gr CF8
Impeller	304 stainless steel	ASTM A743 Gr CF8
Bearing	Buna-N	
Wear ring – bowl	Greene Tweed AR®HT	
Collet	304 stainless steel	ASTM A276 Gr 304
Shaft	416 stainless steel	ASTM A582 Type 416
Bolting	316 stainless steel	ASTM F738M
Upthrust cap	Bronze	C89835
Check valve	304 stainless steel	ASTM A743 Gr CF8
Valve bushing	Buna-N	
Discharge case	304 stainless steel	ASTM A743 Gr CF8
Cable guard	304 stainless steel	AISI 304
Valve spring	316 stainless steel	ASTM A313 305-347

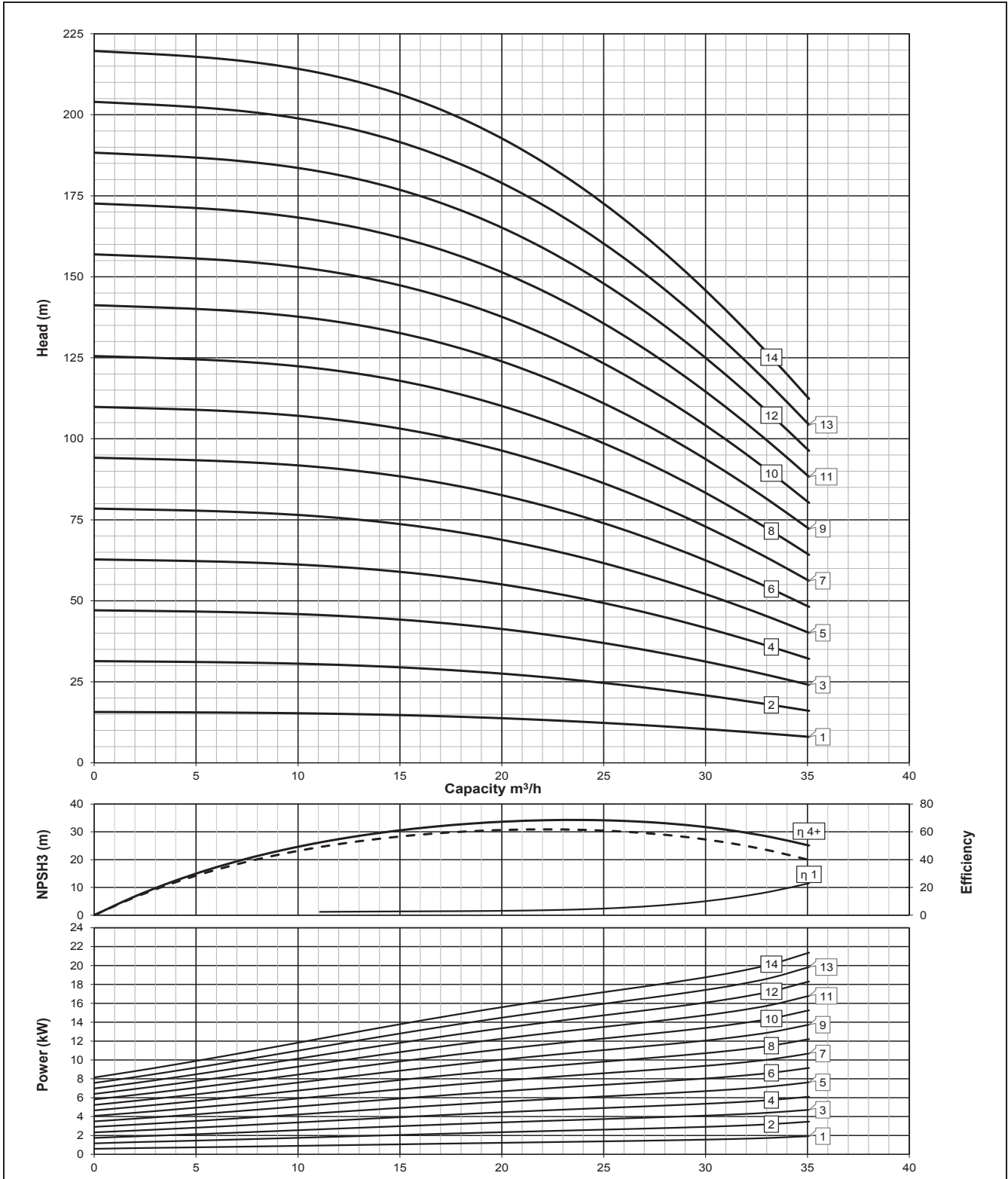
50 Hz

Table of contents

Model	Capacity @ BEP, m ³ /h	Page number
06ELM	23.5	6 to 8
06EML	27	9 to 11
06EMM	36	12 to 14
06EHL	51	15 to 17
06EHM	60	18 to 20
08ELL	46	21 to 22
08ELM	55	23 to 24
08EML	80	25 to 26
08EMM	94	27 to 28
08EHL	132	29 to 30
08EHM	153	31 to 32
10EML	175	33 to 34
10EHL	212	35 to 36
10EMM	213	37 to 38
10EHM	280	39 to 40
10EBL	322	41 to 42
10EBM	402	43 to 44

06ELM – 2-pole, 50 Hz, BEP @ 23.5 m³/h

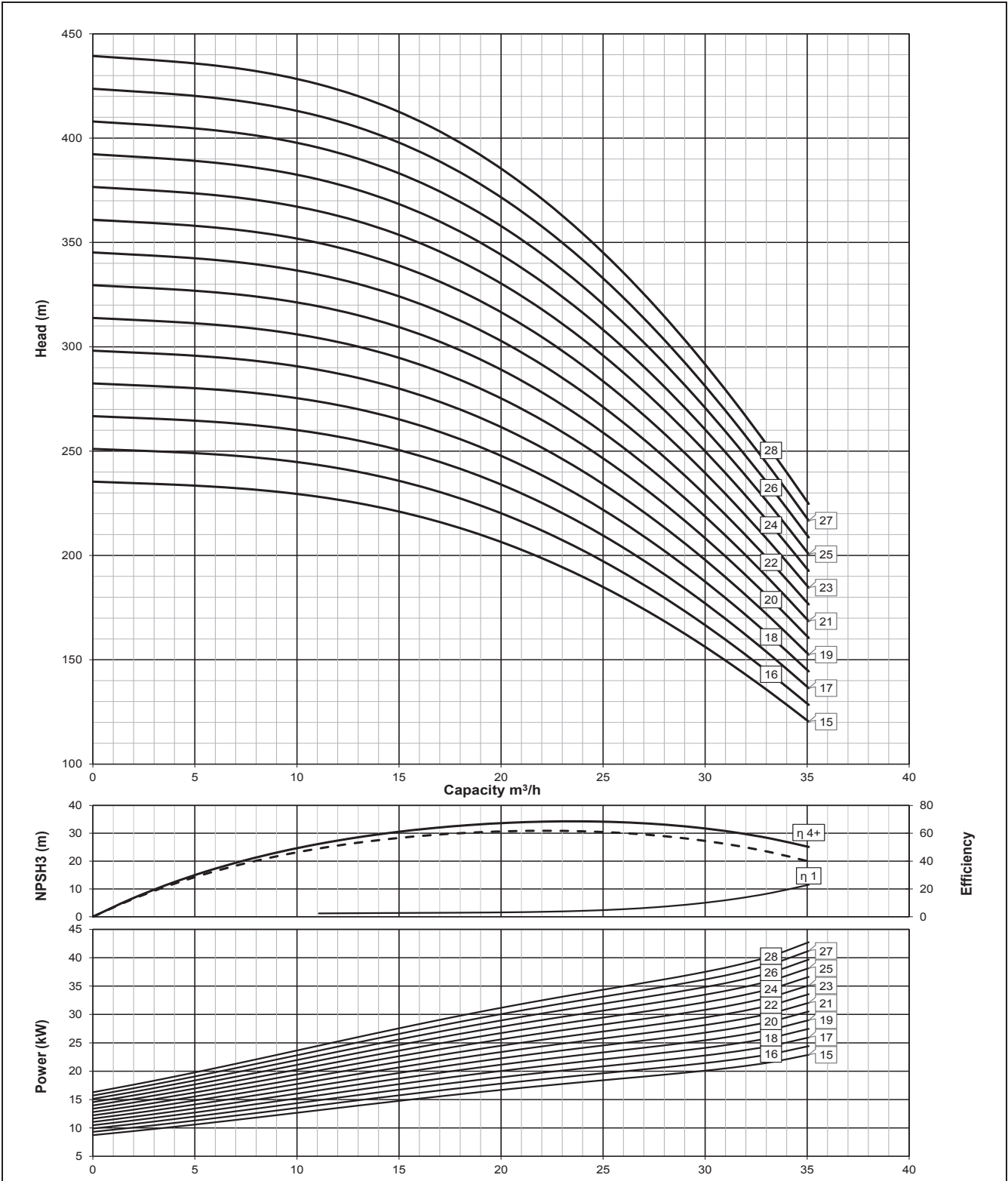
Performance curve – 1 to 14 stages



November 2022

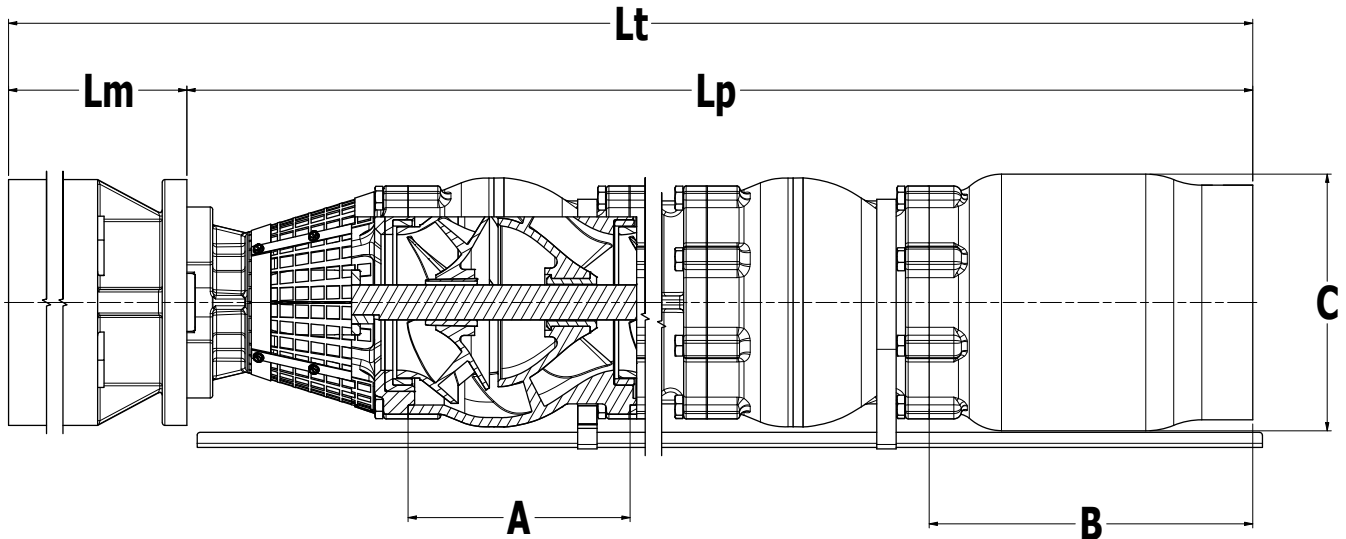
06ELM – 2-pole, 50 Hz, BEP @ 23.5 m³/h, continued

Performance curve – 15 to 28 stages



November 2022

06ELM – 2-pole, 50 Hz, BEP @ 23.5 m³/h, continued



A: Bowl length B: Discharge length C: Max. pump diameter Lp: Pump length Lm: Motor length Lt: Total length

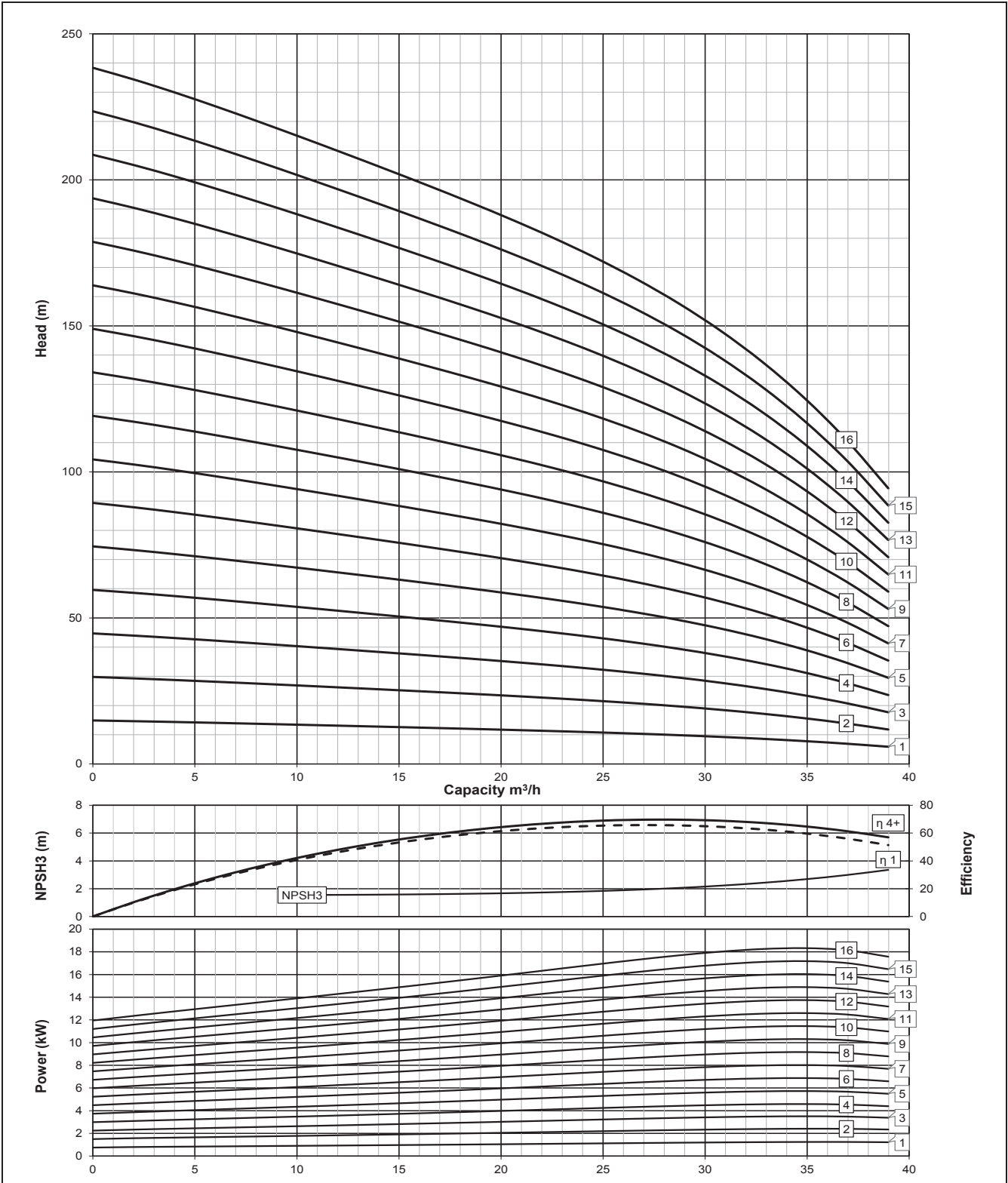
Technical data

Curve	Head @ BEP*, m	Power, kW	Motor	Motor diameter, mm	Min. well size, in.	Discharge size, in.	Dimensions						Weights		
							C, mm	Lp, mm	Lm, mm	Lt, mm	A, mm	B, mm	Pump, kg	Motor, kg	Total, kg
06ELM-1	12.8	1.3	MV6-5.5K-2-50-NSF	142	8	4 NPT	146	424.6	623	1,047.6	106.604	175.006	11.4	42	53.4
06ELM-2	25.6	2.5	MV6-5.5K-2-50-NSF	142	8	4 NPT	146	531.2	623	1,154.2	106.604	175.006	16.8	42	58.8
06ELM-3	38.4	3.6	MV6-5.5K-2-50-NSF	142	8	4 NPT	146	637.8	623	1,260.8	106.604	175.006	22.2	42	64.2
06ELM-4	51.2	4.8	MV6-5.5K-2-50-NSF	142	8	4 NPT	146	744.4	623	1,367.4	106.604	175.006	27.7	42	69.7
06ELM-5	64	6	MV6-7.5K-2-50-NSF	142	8	4 NPT	146	851.0	703	1,554.0	106.604	175.006	33.1	48	81.1
06ELM-6	76.8	7.2	MV6-7.5K-2-50-NSF	142	8	4 NPT	146	957.6	703	1,660.6	106.604	175.006	38.6	48	86.6
06ELM-7	89.6	8.4	MV6-11K-2-50-NSF	142	8	4 NPT	146	1,064.2	796	1,860.2	106.604	175.006	44.0	58	102.0
06ELM-8	102.4	9.6	MV6-11K-2-50-NSF	142	8	4 NPT	146	1,170.8	796	1,966.8	106.604	175.006	49.5	58	107.5
06ELM-9	115.2	10.8	MV6-11K-2-50-NSF	142	8	4 NPT	146	1,277.4	796	2,073.4	106.604	175.006	54.9	58	112.9
06ELM-10	128	11.9	MV6-15K-2-50-NSF	142	8	4 NPT	146	1,384.0	918	2,302.0	106.604	175.006	60.4	70	130.4
06ELM-11	140.8	13.1	MV6-15K-2-50-NSF	142	8	4 NPT	146	1,490.6	918	2,408.6	106.604	175.006	65.8	70	135.8
06ELM-12	153.6	14.3	MV6-15K-2-50-NSF	142	8	4 NPT	146	1,597.3	918	2,515.3	106.604	175.006	71.3	70	141.3
06ELM-13	166.5	15.5	MV6-18.5K-2-50-NSF	142	8	4 NPT	146	1,703.9	951	2,654.9	106.604	175.006	76.7	74	150.7
06ELM-14	179.3	16.7	MV6-18.5K-2-50-NSF	142	8	4 NPT	146	1,810.5	951	2,761.5	106.604	175.006	82.2	74	156.2
06ELM-15	192.1	17.9	MV6-18.5K-2-50-NSF	142	8	4 NPT	146	1,917.1	951	2,868.1	106.604	175.006	87.6	74	161.6
06ELM-16	204.9	19.1	MV6-22K-2-50-NSF	142	8	4 NPT	146	2,023.7	1,051	3,074.7	106.604	175.006	93.1	85	178.1
06ELM-17	217.7	20.3	MV6-22K-2-50-NSF	142	8	4 NPT	146	2,130.3	1,051	3,181.3	106.604	175.006	98.5	85	183.5
06ELM-18	230.5	21.5	MV6-22K-2-50-NSF	142	8	4 NPT	146	2,236.9	1,051	3,287.9	106.604	175.006	104.0	85	189.0
06ELM-19	243.3	22.7	MV6-30K-2-50-NSF	142	8	4 NPT	146	2,343.5	1,196	3,539.5	106.604	175.006	109.4	101	210.4
06ELM-20	256.1	23.9	MV6-30K-2-50-NSF	142	8	4 NPT	146	2,450.1	1,196	3,646.1	106.604	175.006	114.9	101	215.9
06ELM-21	268.9	25.1	MV6-30K-2-50-NSF	142	8	4 NPT	146	2,556.7	1,196	3,752.7	106.604	175.006	120.3	101	221.3
06ELM-22	281.7	26.3	MV6-30K-2-50-NSF	142	8	4 NPT	146	2,663.3	1,196	3,859.3	106.604	175.006	125.8	101	226.8
06ELM-23	294.5	27.5	MV6-30K-2-50-NSF	142	8	4 NPT	146	2,769.9	1,196	3,965.9	106.604	175.006	131.2	101	232.2
06ELM-24	307.3	28.7	MV6-30K-2-50-NSF	142	8	4 NPT	146	2,876.5	1,196	4,072.5	106.604	175.006	136.7	101	237.7
06ELM-25	320.1	29.9	MV6-30K-2-50-NSF	142	8	4 NPT	146	2,983.1	1,196	4,179.1	106.604	175.006	142.1	101	243.1
06ELM-26	332.9	31.1	MV6-37K-2-50-NSF	142	8	4 NPT	146	3,089.7	1,296	4,385.7	106.604	175.006	147.6	108	255.6
06ELM-27	345.7	32.3	MV6-37K-2-50-NSF	142	8	4 NPT	146	3,196.3	1,296	4,492.3	106.604	175.006	153.0	108	261.0
06ELM-28	358.5	33.4	MV6-37K-2-50-NSF	142	8	4 NPT	146	3,302.9	1,296	4,598.9	106.604	175.006	158.4	108	266.4

* BEP for this pump is 23.5 m³/h.

06EML – 2-pole, 50 Hz, BEP @ 27 m³/h

Performance curve – 1 to 16 stages

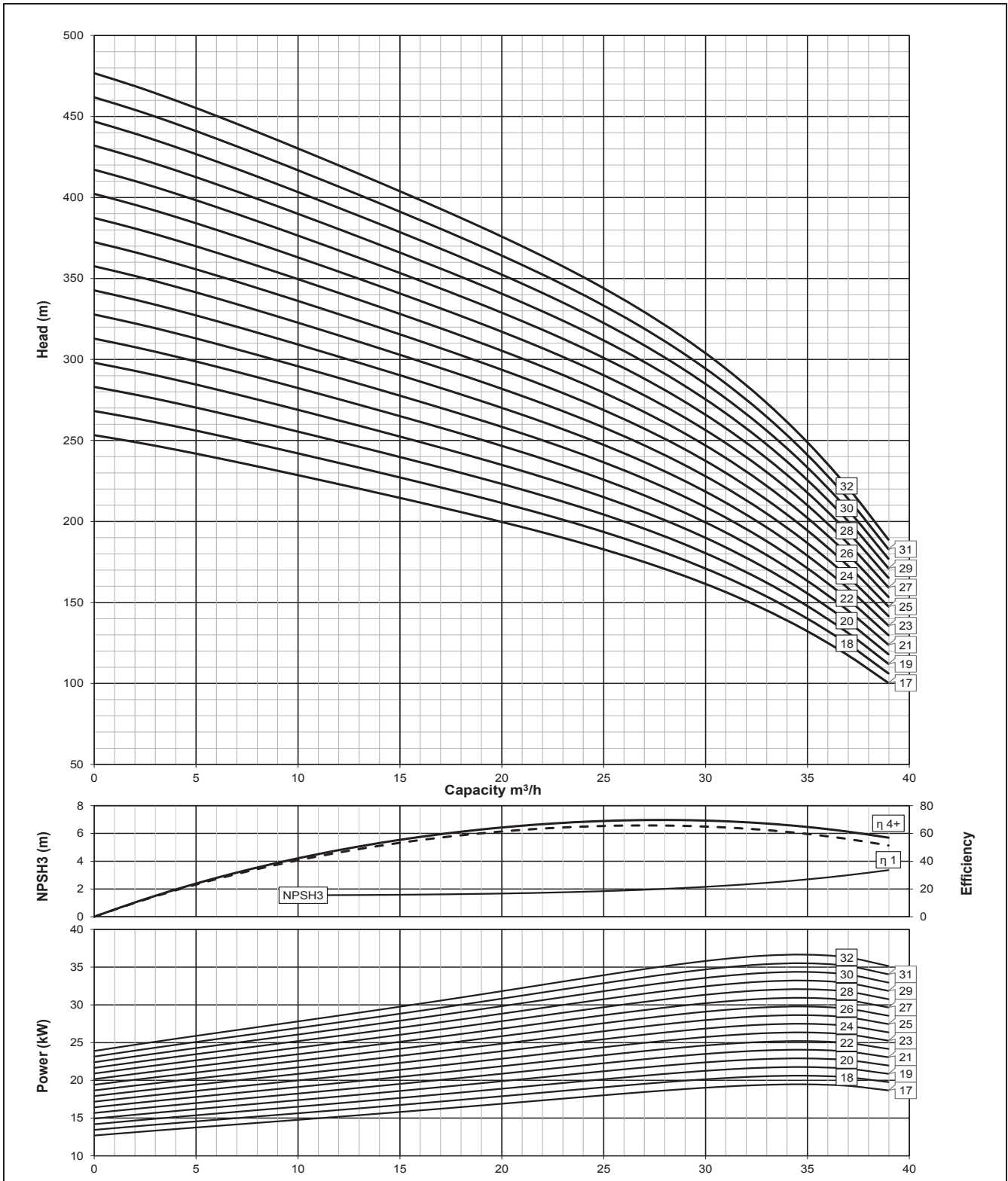


November 2022



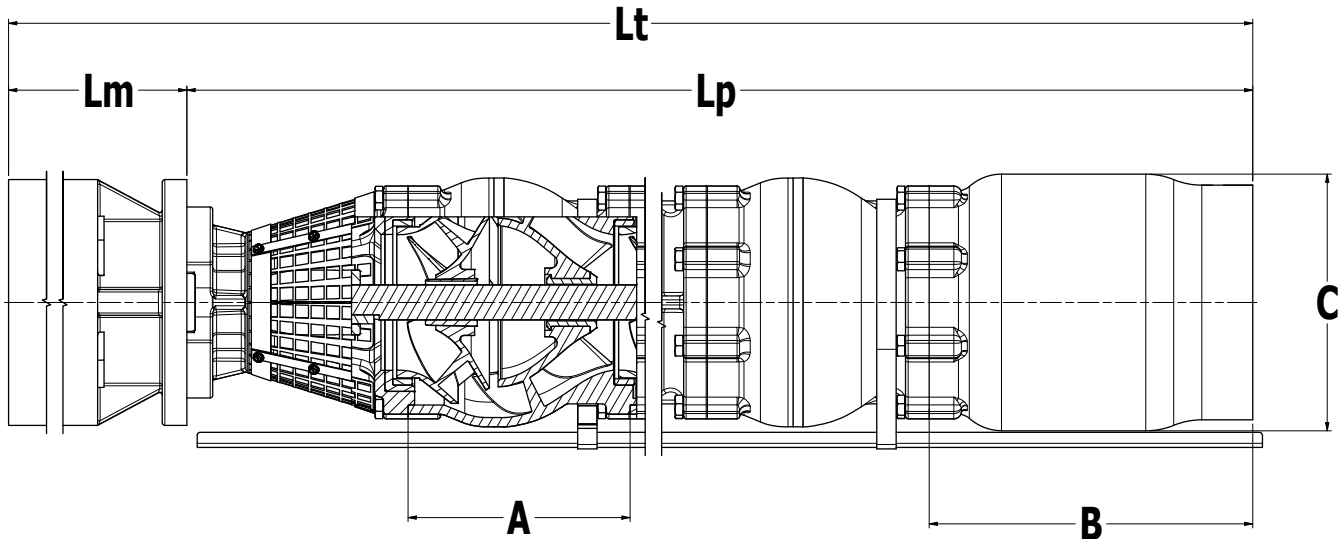
06EML – 2-pole, 50 Hz, BEP @ 27 m³/h, continued

Performance curve – 17 to 32 stages



November 2022

06EML – 2-pole, 50 Hz, BEP @ 27 m³/h, continued



A: Bowl length B: Discharge length C: Max. pump diameter Lp: Pump length Lm: Motor length Lt: Total length

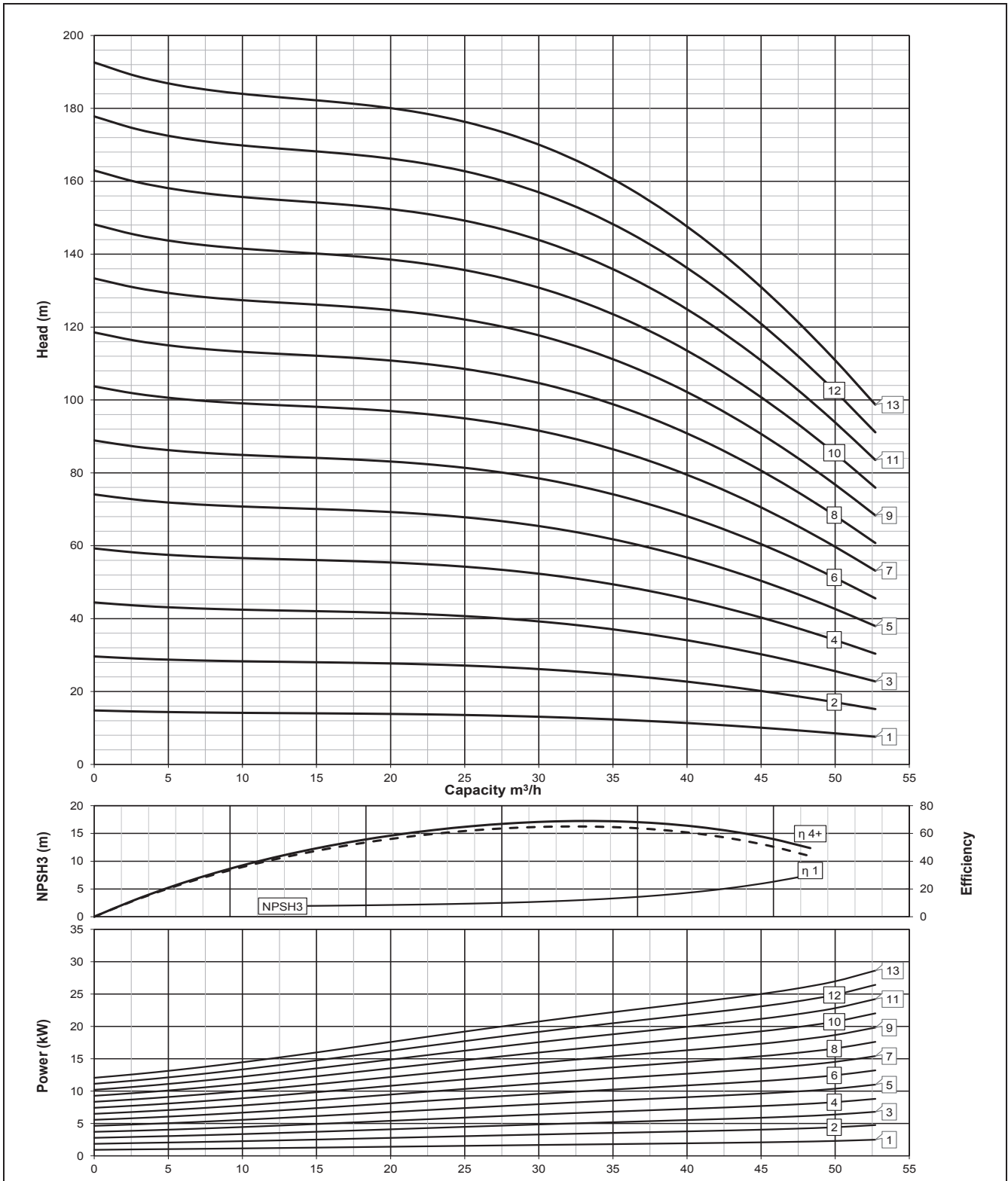
Technical data

Curve	Head @ BEP*, m	Power, kW	Motor	Motor diameter, mm	Min. well size, in.	Discharge size, in.	Dimensions					Weights			
							C, mm	Lp, mm	Lm, mm	Lt, mm	A, mm	B, mm	Pump, kg	Motor, kg	Total, kg
06EML-1	10.1	1.2	MV6-5.5K-2-50-NSF	142	8	4 NPT	146	434.8	623	1,057.8	116.992	175.006	11.4	42	53.4
06EML-2	20.2	2.3	MV6-5.5K-2-50-NSF	142	8	4 NPT	146	551.7	623	1,174.7	116.992	175.006	16.8	42	58.8
06EML-3	30.2	3.3	MV6-5.5K-2-50-NSF	142	8	4 NPT	146	668.5	623	1,291.5	116.992	175.006	22.2	42	64.2
06EML-4	40.3	4.4	MV6-5.5K-2-50-NSF	142	8	4 NPT	146	785.4	623	1,408.4	116.992	175.006	27.7	42	69.7
06EML-5	50.4	5.5	MV6-5.5K-2-50-NSF	142	8	4 NPT	146	902.2	623	1,525.2	116.992	175.006	33.1	42	75.1
06EML-6	60.5	6.6	MV6-7.5K-2-50-NSF	142	8	4 NPT	146	1,019.0	703	1,722.0	116.992	175.006	38.6	48	86.6
06EML-7	70.6	7.7	MV6-11K-2-50-NSF	142	8	4 NPT	146	1,135.9	796	1,931.9	116.992	175.006	44.0	58	102.0
06EML-8	80.7	8.8	MV6-11K-2-50-NSF	142	8	4 NPT	146	1,252.7	796	2,048.7	116.992	175.006	49.5	58	107.5
06EML-9	90.7	9.9	MV6-11K-2-50-NSF	142	8	4 NPT	146	1,369.6	796	2,165.6	116.992	175.006	54.9	58	112.9
06EML-10	100.8	11	MV6-11K-2-50-NSF	142	8	4 NPT	146	1,486.4	796	2,282.4	116.992	175.006	60.4	58	118.4
06EML-11	110.9	12.1	MV6-15K-2-50-NSF	142	8	4 NPT	146	1,603.2	918	2,521.2	116.992	175.006	65.8	70	135.8
06EML-12	121	13.1	MV6-15K-2-50-NSF	142	8	4 NPT	146	1,720.1	918	2,638.1	116.992	175.006	71.3	70	141.3
06EML-13	131.1	14.2	MV6-15K-2-50-NSF	142	8	4 NPT	146	1,836.9	918	2,754.9	116.992	175.006	76.7	70	146.7
06EML-14	141.1	15.3	MV6-18.5K-2-50-NSF	142	8	4 NPT	146	1,953.8	951	2,904.8	116.992	175.006	82.2	74	156.2
06EML-15	151.2	16.4	MV6-18.5K-2-50-NSF	142	8	4 NPT	146	2,070.6	951	3,021.6	116.992	175.006	87.6	74	161.6
06EML-16	161.3	17.5	MV6-18.5K-2-50-NSF	142	8	4 NPT	146	2,187.4	951	3,138.4	116.992	175.006	93.1	74	167.1
06EML-17	171.4	18.6	MS6-19K-2-50-NSF	142	8	4 NPT	146	2,304.3	1026.9	3,331.2	116.992	175.006	98.5	90	188.1
06EML-18	181.5	19.7	MV6-22K-2-50-NSF	142	8	4 NPT	146	2,421.1	1,051	3,472.1	116.992	175.006	104.0	85	189.0
06EML-19	191.5	20.8	MV6-22K-2-50-NSF	142	8	4 NPT	146	2,538.0	1,051	3,589.0	116.992	175.006	109.4	85	194.4
06EML-20	201.6	21.9	MV6-22K-2-50-NSF	142	8	4 NPT	146	2,654.8	1,051	3,705.8	116.992	175.006	114.9	85	199.9
06EML-21	211.7	23	MV6-30K-2-50-NSF	142	8	4 NPT	146	2,771.6	1,196	3,967.6	116.992	175.006	120.3	101	221.3
06EML-22	221.8	24.1	MV6-30K-2-50-NSF	142	8	4 NPT	146	2,888.5	1,196	4,084.5	116.992	175.006	125.8	101	226.8
06EML-23	231.9	25.2	MV6-30K-2-50-NSF	142	8	4 NPT	146	3,005.3	1,196	4,201.3	116.992	175.006	131.2	101	232.2
06EML-24	242	26.3	MV6-30K-2-50-NSF	142	8	4 NPT	146	3,122.2	1,196	4,318.2	116.992	175.006	136.7	101	237.7
06EML-25	252	27.4	MV6-30K-2-50-NSF	142	8	4 NPT	146	3,239.0	1,196	4,435.0	116.992	175.006	142.1	101	243.1
06EML-26	262.1	28.5	MV6-30K-2-50-NSF	142	8	4 NPT	146	3,355.8	1,196	4,551.8	116.992	175.006	147.6	101	248.6
06EML-27	272.2	29.6	MV6-30K-2-50-NSF	142	8	4 NPT	146	3,472.7	1,196	4,668.7	116.992	175.006	153.0	101	254.0
06EML-28	282.3	30.7	MV6-37K-2-50-NSF	142	8	4 NPT	146	3,589.5	1,296	4,885.5	116.992	175.006	158.4	108	266.4
06EML-29	292.4	31.8	MV6-37K-2-50-NSF	142	8	4 NPT	146	3,706.4	1,296	5,002.4	116.992	175.006	163.9	108	271.9
06EML-30	302.4	32.9	MV6-37K-2-50-NSF	142	8	4 NPT	146	3,823.2	1,296	5,119.2	116.992	175.006	169.3	108	277.3
06EML-31	312.5	34	MV6-37K-2-50-NSF	142	8	4 NPT	146	3,940.0	1,296	5,236.0	116.992	175.006	174.8	108	282.8
06EML-32	322.6	35.1	MV6-37K-2-50-NSF	142	8	4 NPT	146	4,056.9	1,296	5,352.9	116.992	175.006	180.2	108	288.2

* BEP for this pump is 27 m³/h.

06EMM – 2-pole, 50 Hz, BEP @ 36 m³/h

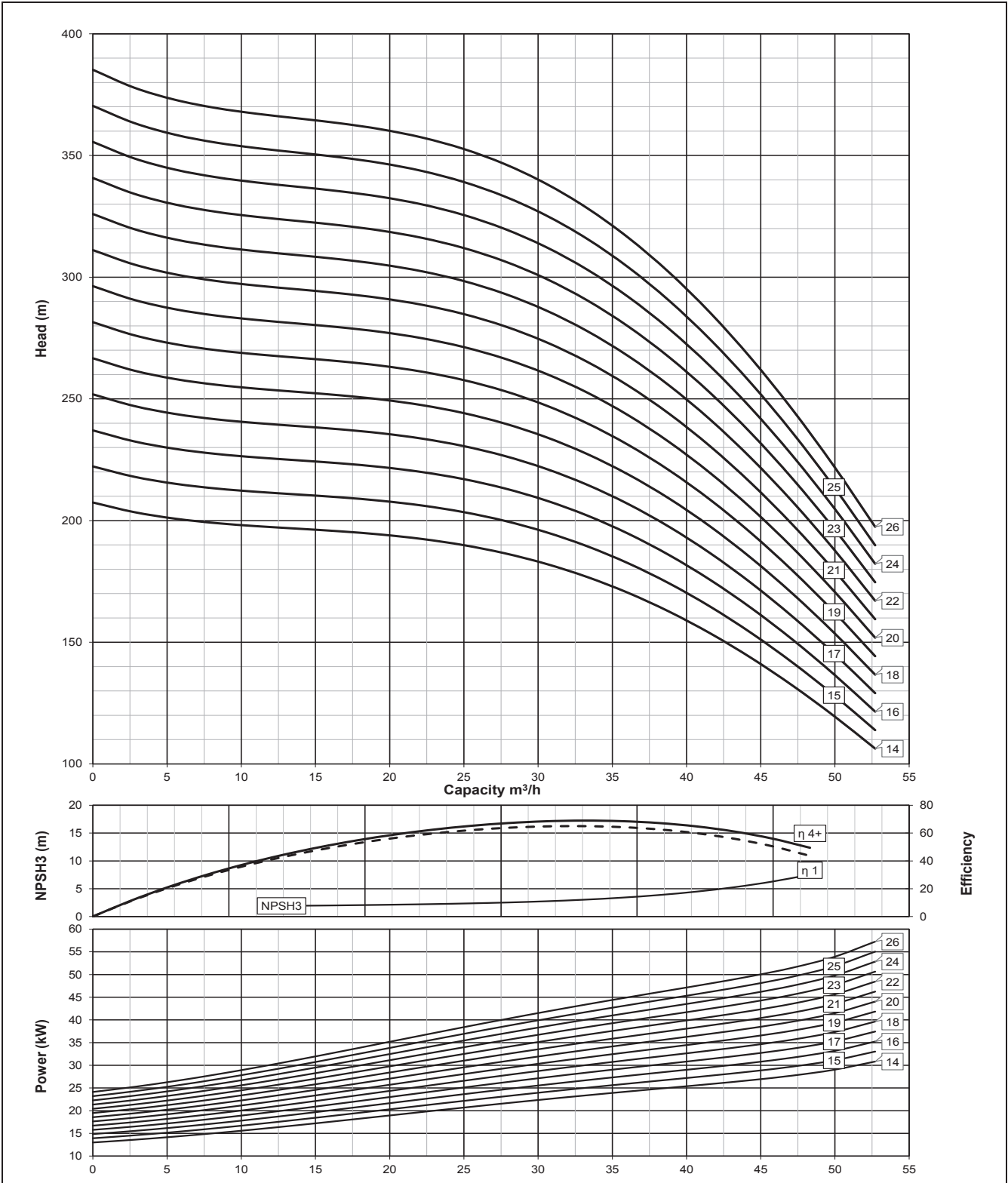
Performance curve – 1 to 13 stages



November 2022

06EMM – 2-pole, 50 Hz, BEP @ 36 m³/h, continued

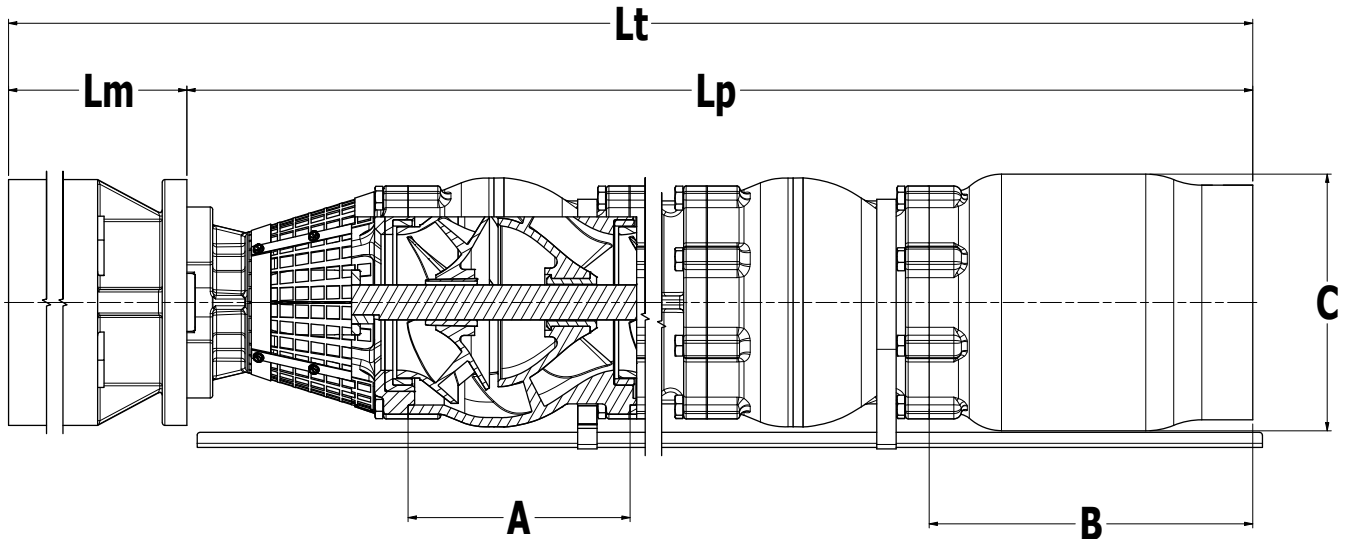
Performance curve – 14 to 26 stages



November 2022



06EMM – 2-pole, 50 Hz, BEP @ 36 m³/h, continued



A: Bowl length B: Discharge length C: Max. pump diameter Lp: Pump length Lm: Motor length Lt: Total length

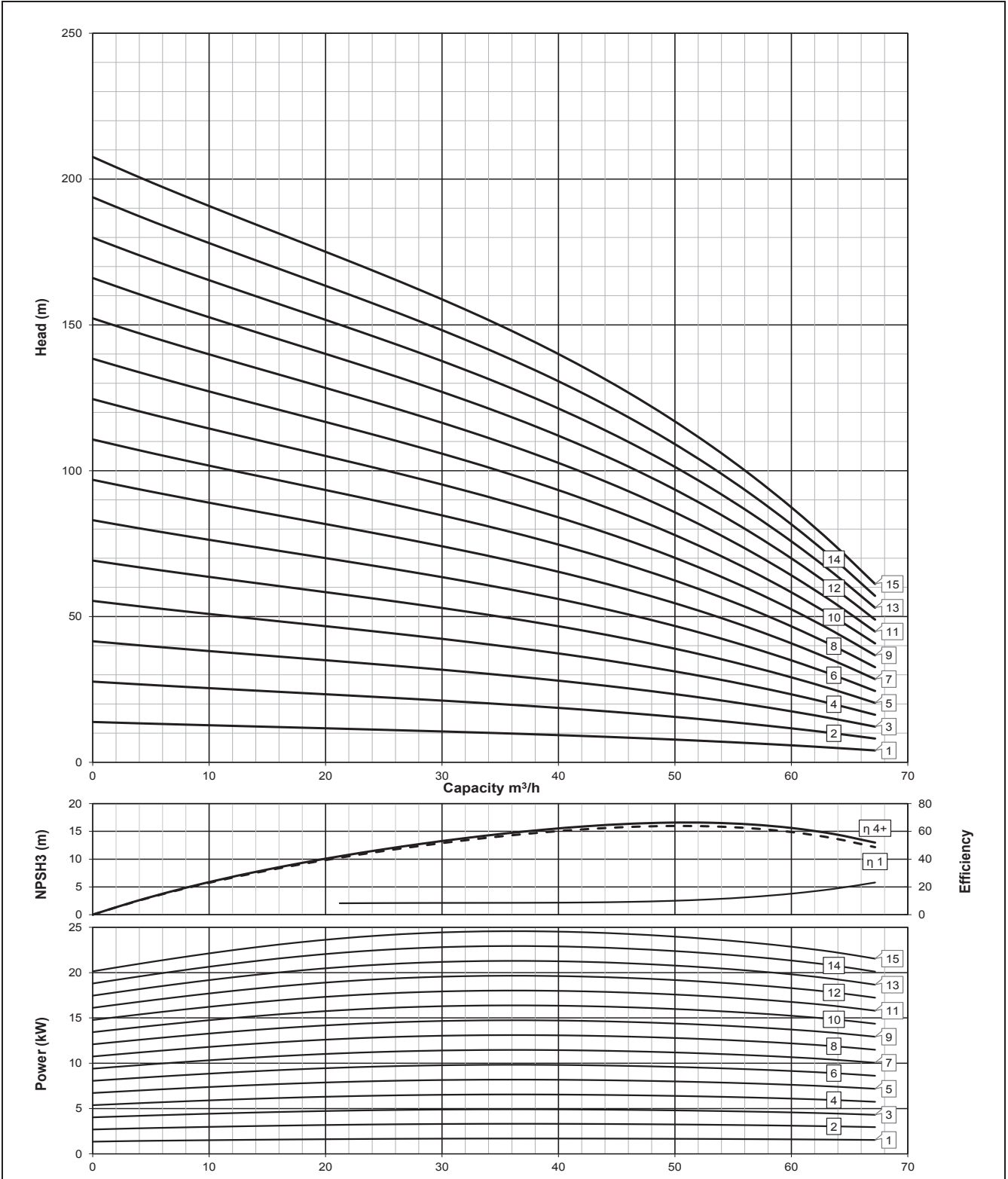
Technical data

Curve	Head @ BEP*, m	Power, kW	Motor	Motor diameter, mm	Min. well size, in.	Discharge size, in.	Dimensions						Weights		
							C, mm	Lp, mm	Lm, mm	Lt, mm	A, mm	B, mm	Pump, kg	Motor, kg	Total, kg
06EMM-1	12.1	1.8	MV6-5.5K-2-50-NSF	142	8	4 NPT	146	434.8	623	1,057.8	116.992	175.006	11.4	42	53.4
06EMM-2	24.3	3.6	MV6-5.5K-2-50-NSF	142	8	4 NPT	146	551.7	623	1,174.7	116.992	175.006	16.8	42	58.8
06EMM-3	36.4	5.3	MV6-5.5K-2-50-NSF	142	8	4 NPT	146	668.5	623	1,291.5	116.992	175.006	22.2	42	64.2
06EMM-4	48.5	6.9	MV6-7.5K-2-50-NSF	142	8	4 NPT	146	785.4	703	1,488.4	116.992	175.006	27.7	48	75.7
06EMM-5	60.6	8.7	MV6-11K-2-50-NSF	142	8	4 NPT	146	902.2	796	1,698.2	116.992	175.006	33.1	58	91.1
06EMM-6	72.8	10.4	MV6-11K-2-50-NSF	142	8	4 NPT	146	1,019.0	796	1,815.0	116.992	175.006	38.6	58	96.6
06EMM-7	84.9	12.1	MV6-15K-2-50-NSF	142	8	4 NPT	146	1,135.9	918	2,053.9	116.992	175.006	44.0	70	114.0
06EMM-8	97	13.9	MV6-15K-2-50-NSF	142	8	4 NPT	146	1,252.7	918	2,170.7	116.992	175.006	49.5	70	119.5
06EMM-9	109.2	15.6	MV6-18.5K-2-50-NSF	142	8	4 NPT	146	1,369.6	951	2,320.6	116.992	175.006	54.9	74	128.9
06EMM-10	121.3	17.3	MV6-18.5K-2-50-NSF	142	8	4 NPT	146	1,486.4	951	2,437.4	116.992	175.006	60.4	74	134.4
06EMM-11	133.4	19.1	MV6-22K-2-50-NSF	142	8	4 NPT	146	1,603.2	1,051	2,654.2	116.992	175.006	65.8	85	150.8
06EMM-12	145.5	20.8	MV6-22K-2-50-NSF	142	8	4 NPT	146	1,720.1	1,051	2,771.1	116.992	175.006	71.3	85	156.3
06EMM-13	157.7	22.5	MV6-30K-2-50-NSF	142	8	4 NPT	146	1,836.9	1,196	3,032.9	116.992	175.006	76.7	101	177.7
06EMM-14	169.8	24.3	MV6-30K-2-50-NSF	142	8	4 NPT	146	1,953.8	1,196	3,149.8	116.992	175.006	82.2	101	183.2
06EMM-15	181.9	26	MV6-30K-2-50-NSF	142	8	4 NPT	146	2,070.6	1,196	3,266.6	116.992	175.006	87.6	101	188.6
06EMM-16	194	27.8	MV6-30K-2-50-NSF	142	8	4 NPT	146	2,187.4	1,196	3,383.4	116.992	175.006	93.1	101	194.1
06EMM-17	206.2	29.5	MV6-30K-2-50-NSF	142	8	4 NPT	146	2,304.3	1,196	3,500.3	116.992	175.006	98.5	101	199.5
06EMM-18	218.3	31.2	MV6-37K-2-50-NSF	142	8	4 NPT	146	2,421.1	1,296	3,717.1	116.992	175.006	104.0	108	212.0
06EMM-19	230.4	33	MV6-37K-2-50-NSF	142	8	4 NPT	146	2,538.0	1,296	3,834.0	116.992	175.006	109.4	108	217.4
06EMM-20	242.6	34.7	MV6-37K-2-50-NSF	142	8	4 NPT	146	2,654.8	1,296	3,950.8	116.992	175.006	114.9	108	222.9
06EMM-21	254.7	36.4	MV6-37K-2-50-NSF	142	8	4 NPT	146	2,771.6	1,296	4,067.6	116.992	175.006	120.3	108	228.3
06EMM-22	266.8	38.2	MS6-45K-2-50-NSF	142	8	4 NPT	146	2,888.5	1,316	4,204.2	116.992	175.006	125.8	118	243.5
06EMM-23	278.9	39.9	MS6-45K-2-50-NSF	142	8	4 NPT	146	3,005.3	1,316	4,321.0	116.992	175.006	131.2	118	248.9
06EMM-24	291.1	41.6	MS6-45K-2-50-NSF	142	8	4 NPT	146	3,122.2	1,316	4,437.9	116.992	175.006	136.7	118	254.4
06EMM-25	303.2	43.4	MS6-45K-2-50-NSF	142	8	4 NPT	146	3,239.0	1,316	4,554.7	116.992	175.006	142.1	118	259.8
06EMM-26	315.3	45.1	MS6-52K-2-50-NSF	142	8	4 NPT	146	3,355.8	1,374	4,729.8	116.992	175.006	147.6	125	273.0

* BEP for this pump is 36 m³/h.

06EHL – 2-pole, 50 Hz, BEP @ 51 m³/h

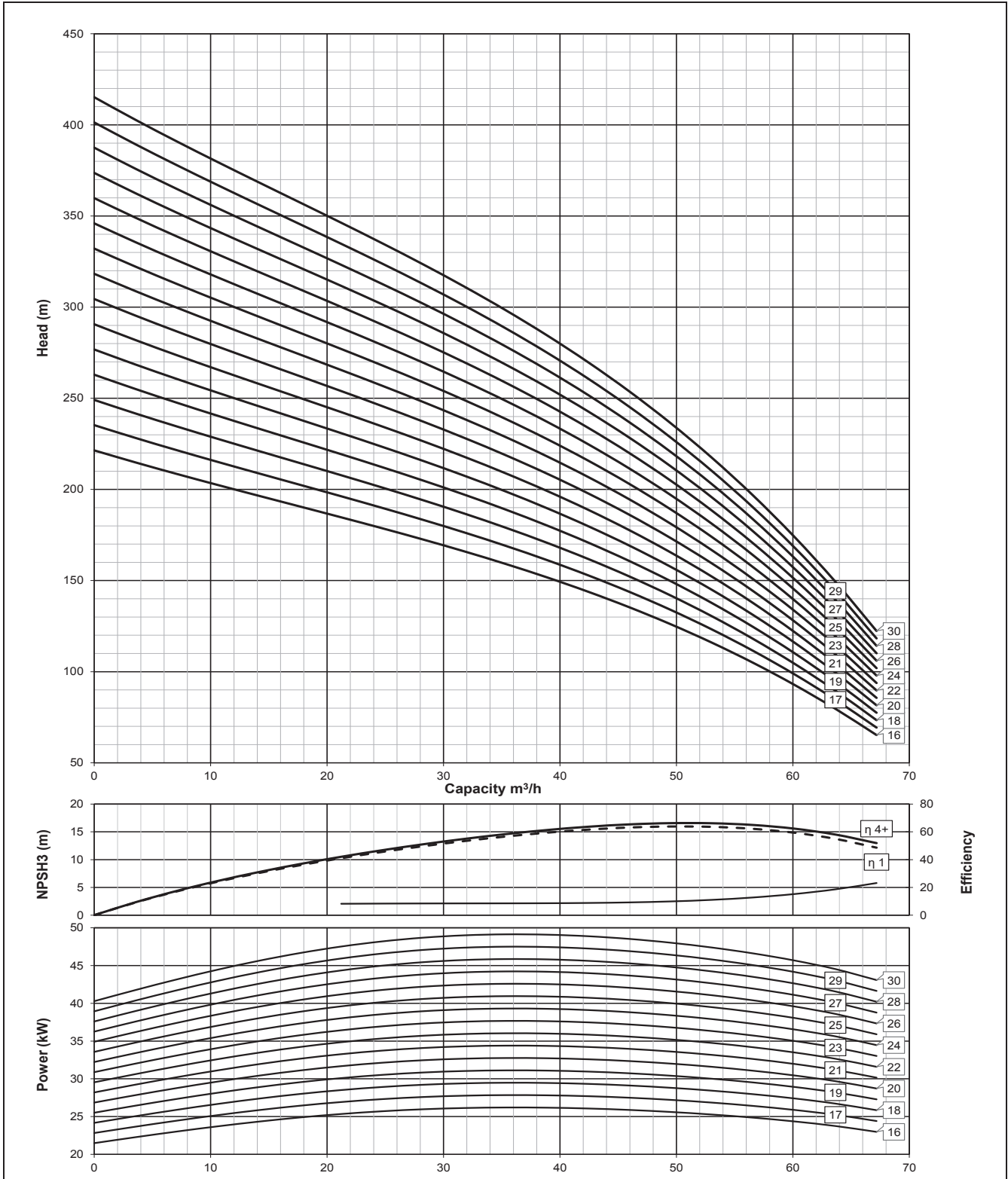
Performance curve – 1 to 15 stages



November 2022

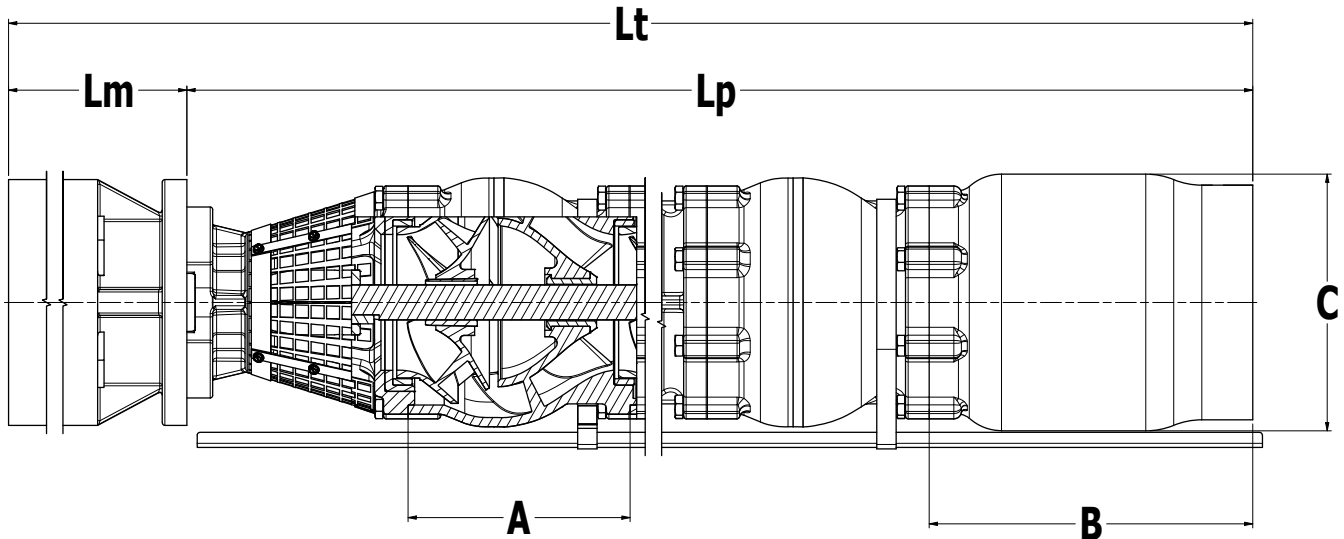
06EHL – 2-pole, 50 Hz, BEP @ 51 m³/h, continued

Performance curve – 16 to 30 stages



November 2022

06EHL – 2-pole, 50 Hz, BEP @ 51 m³/h, continued



A: Bowl length B: Discharge length C: Max. pump diameter Lp: Pump length Lm: Motor length Lt: Total length

Technical data

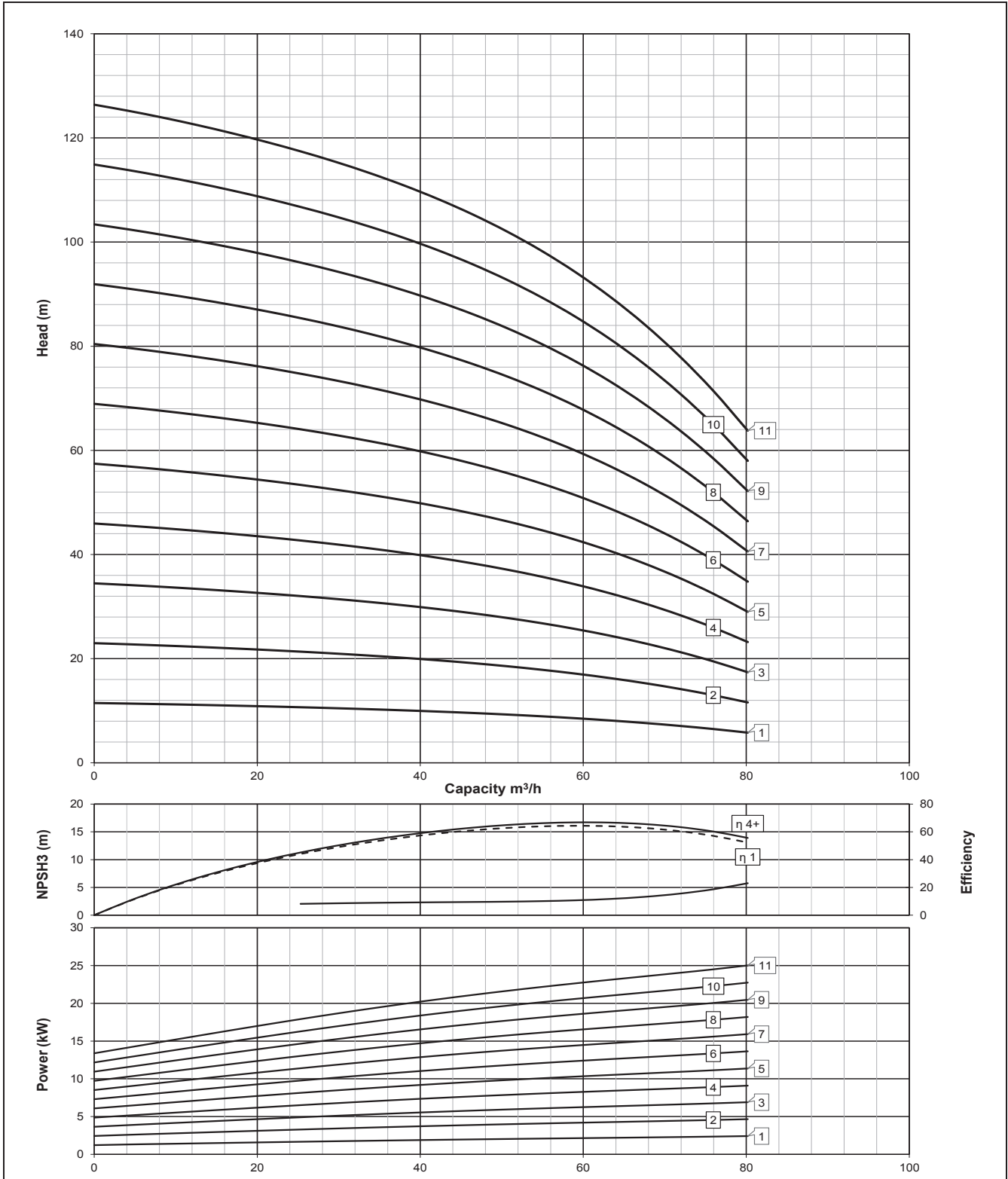
Curve	Head @ BEP*, m	Power, kW	Motor	Motor diameter, mm	Min. well size, in.	Discharge size, in.	Dimensions					Weights			
							C, mm	Lp, mm	Lm, mm	Lt, mm	A, mm	B, mm	Pump, kg	Motor, kg	Total, kg
06EHL-1	7.6	1.7	MV6-5.5K-2-50-NSF	142	8	4 NPT	146	442.0	623.0	1,065.0	143.002	175.006	11.4	42	53.35
06EHL-2	15.2	3.2	MV6-5.5K-2-50-NSF	142	8	4 NPT	146	565.9	623.0	1,188.9	143.002	175.006	16.8	42	58.798
06EHL-3	22.8	4.8	MV6-5.5K-2-50-NSF	142	8	4 NPT	146	689.9	623.0	1,312.9	143.002	175.006	22.2	42	64.246
06EHL-4	30.4	6.4	MV6-7.5K-2-50-NSF	142	8	4 NPT	146	813.8	703.0	1,516.8	143.002	175.006	27.7	48	75.694
06EHL-5	38.1	8	MV6-11K-2-50-NSF	142	8	4 NPT	146	937.8	796.0	1,733.8	143.002	175.006	33.1	58	91.142
06EHL-6	45.7	9.6	MV6-11K-2-50-NSF	142	8	4 NPT	146	1,061.7	796.0	1,857.7	143.002	175.006	38.6	58	96.59
06EHL-7	53.3	11.1	MV6-15K-2-50-NSF	142	8	4 NPT	146	1,185.7	918.0	2,103.7	143.002	175.006	44.0	70	114.038
06EHL-8	60.9	12.7	MV6-15K-2-50-NSF	142	8	4 NPT	146	1,309.6	918.0	2,227.6	143.002	175.006	49.5	70	119.486
06EHL-9	68.5	14.3	MV6-15K-2-50-NSF	142	8	4 NPT	146	1,433.6	918.0	2,351.6	143.002	175.006	54.9	70	124.934
06EHL-10	76.1	15.9	MV6-18.5K-2-50-NSF	142	8	4 NPT	146	1,557.5	951.0	2,508.5	143.002	175.006	60.4	74	134.382
06EHL-11	83.7	17.5	MV6-18.5K-2-50-NSF	142	8	4 NPT	146	1,681.5	951.0	2,632.5	143.002	175.006	65.8	74	139.83
06EHL-12	91.3	19.1	MV6-22K-2-50-NSF	142	8	4 NPT	146	1,805.4	1,051.0	2,856.4	143.002	175.006	71.3	85	156.278
06EHL-13	99	20.7	MV6-22K-2-50-NSF	142	8	4 NPT	146	1,929.4	1,051.0	2,980.4	143.002	175.006	76.7	85	161.726
06EHL-14	106.6	22.3	MV6-30K-2-50-NSF	142	8	4 NPT	146	2,053.3	1,196.0	3,249.3	143.002	175.006	82.2	101	183.174
06EHL-15	114.2	23.9	MV6-30K-2-50-NSF	142	8	4 NPT	146	2,177.3	1,196.0	3,373.3	143.002	175.006	87.6	101	188.622
06EHL-16	121.8	25.5	MV6-30K-2-50-NSF	142	8	4 NPT	146	2,301.2	1,196.0	3,497.2	143.002	175.006	93.1	101	194.07
06EHL-17	129.4	27.1	MV6-30K-2-50-NSF	142	8	4 NPT	146	2,425.2	1,196.0	3,621.2	143.002	175.006	98.5	101	199.518
06EHL-18	137	28.7	MV6-30K-2-50-NSF	142	8	4 NPT	146	2,549.1	1,196.0	3,745.1	143.002	175.006	104.0	101	204.966
06EHL-19	144.6	30.3	MV6-37K-2-50-NSF	142	8	4 NPT	146	2,673.1	1,296.0	3,969.1	143.002	175.006	109.4	108	217.414
06EHL-20	152.2	31.8	MV6-37K-2-50-NSF	142	8	4 NPT	146	2,797.0	1,296.0	4,093.0	143.002	175.006	114.9	108	222.862
06EHL-21	159.8	33.4	MV6-37K-2-50-NSF	142	8	4 NPT	146	2,921.0	1,296.0	4,217.0	143.002	175.006	120.3	108	228.31
06EHL-22	167.5	35	MV6-37K-2-50-NSF	142	8	4 NPT	146	3,045.0	1,296.0	4,341.0	143.002	175.006	125.8	108	233.758
06EHL-23	175.1	36.6	MV6-37K-2-50-NSF	142	8	4 NPT	146	3,168.9	1,296.0	4,464.9	143.002	175.006	131.2	108	239.206
06EHL-24	182.7	38.2	MS6-45K-2-50-NSF	142	8	4 NPT	146	3,292.9	1,315.7	4,608.6	143.002	175.006	136.7	118	254.381
06EHL-25	190.3	39.8	MS6-45K-2-50-NSF	142	8	4 NPT	146	3,416.8	1,315.7	4,732.5	143.002	175.006	142.1	118	259.829
06EHL-26	197.9	41.4	MS6-45K-2-50-NSF	142	8	4 NPT	146	3,540.8	1,315.7	4,856.5	143.002	175.006	147.6	118	265.277
06EHL-27	205.5	43	MS6-45K-2-50-NSF	142	8	4 NPT	146	3,664.7	1,315.7	4,980.4	143.002	175.006	153.0	118	270.725
06EHL-28	213.1	44.6	MS6-45K-2-50-NSF	142	8	4 NPT	146	3,788.7	1,315.7	5,104.4	143.002	175.006	158.4	118	276.173
06EHL-29	220.7	46.2	MS6-52K-2-50-NSF	142	8	4 NPT	146	3,912.6	1,374.0	5,286.6	143.002	175.006	163.9	125	289.349
06EHL-30	228.4	47.8	MS6-52K-2-50-NSF	142	8	4 NPT	146	4,036.6	1,374.0	5,410.6	143.002	175.006	169.3	125	294.797

* BEP for this pump is 51 m³/h.



06EHM — 2-pole, 50 Hz, BEP @ 60 m³/h

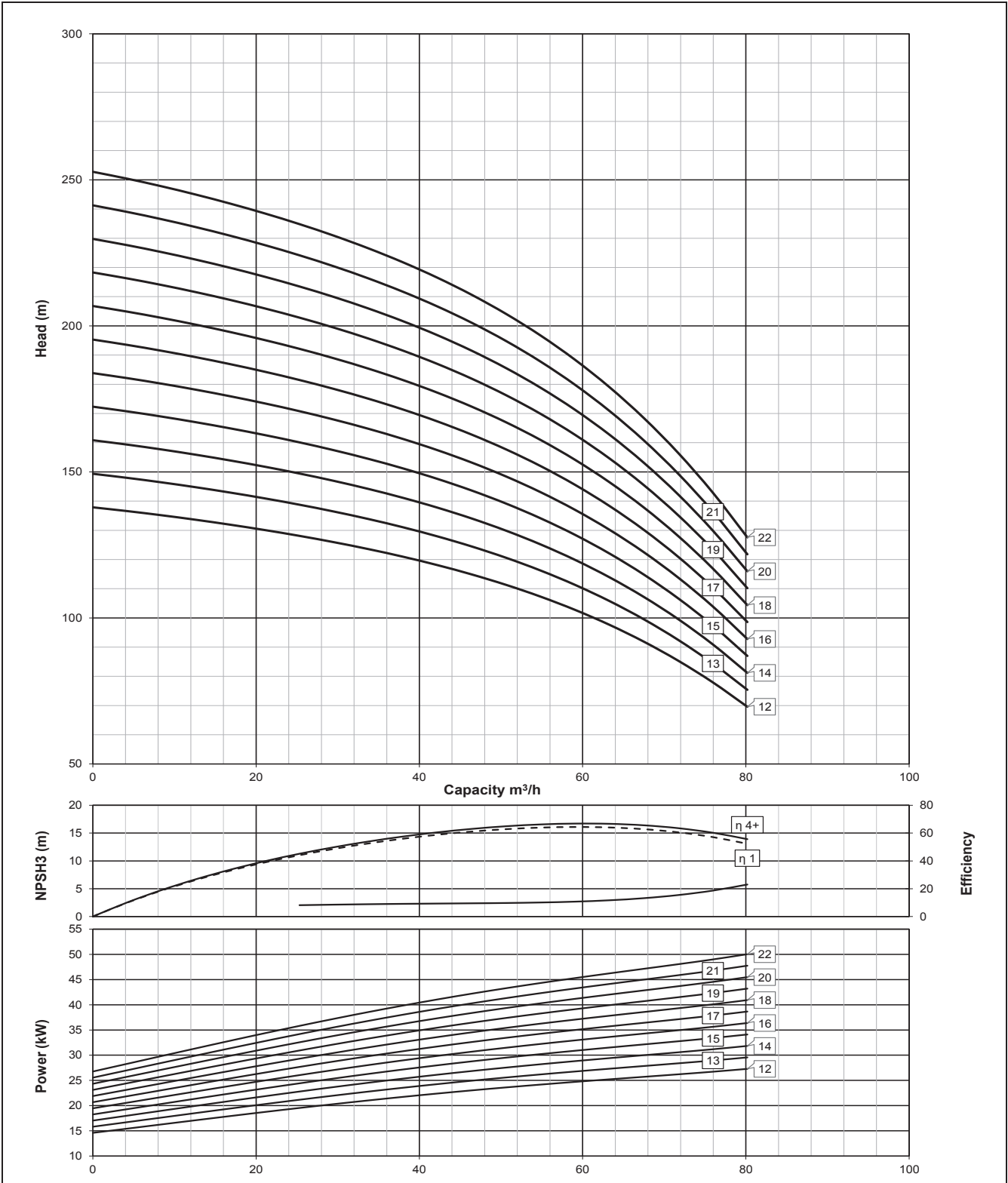
Performance curve — 1 to 11 stages



November 2022

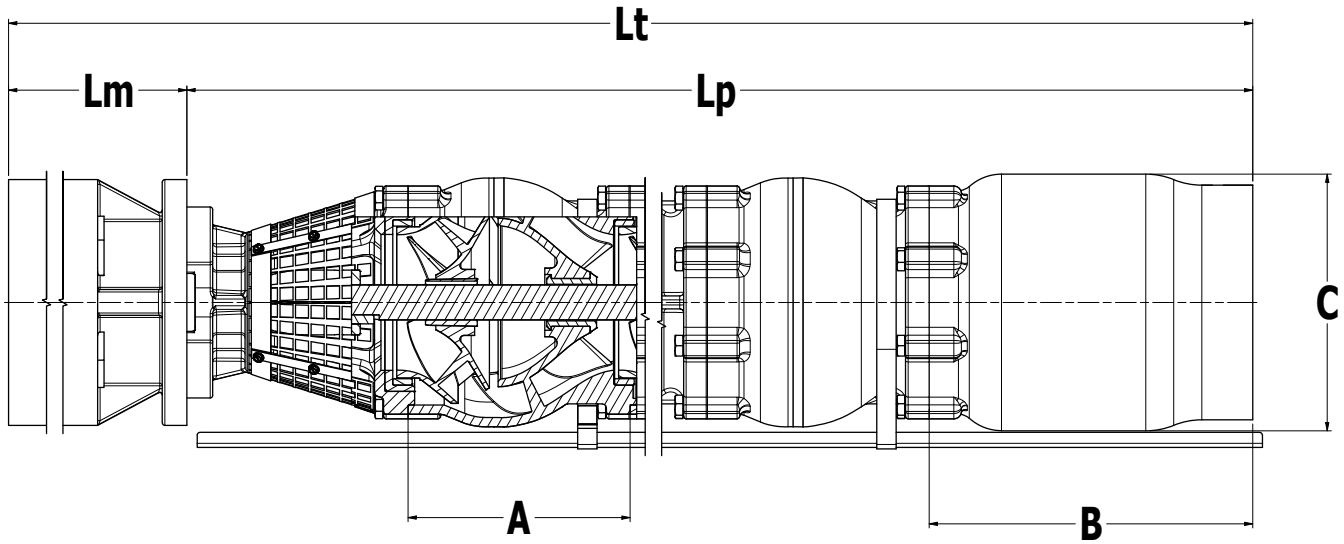
06EHM — 2-pole, 50 Hz, BEP @ 60 m³/h, continued

Performance curve — 12 to 22 stages



November 2022

06EHM — 2-pole, 50 Hz, BEP @ 60 m³/h, continued



A: Bowl length B: Discharge length C: Max. pump diameter Lp: Pump length Lm: Motor length Lt: Total length

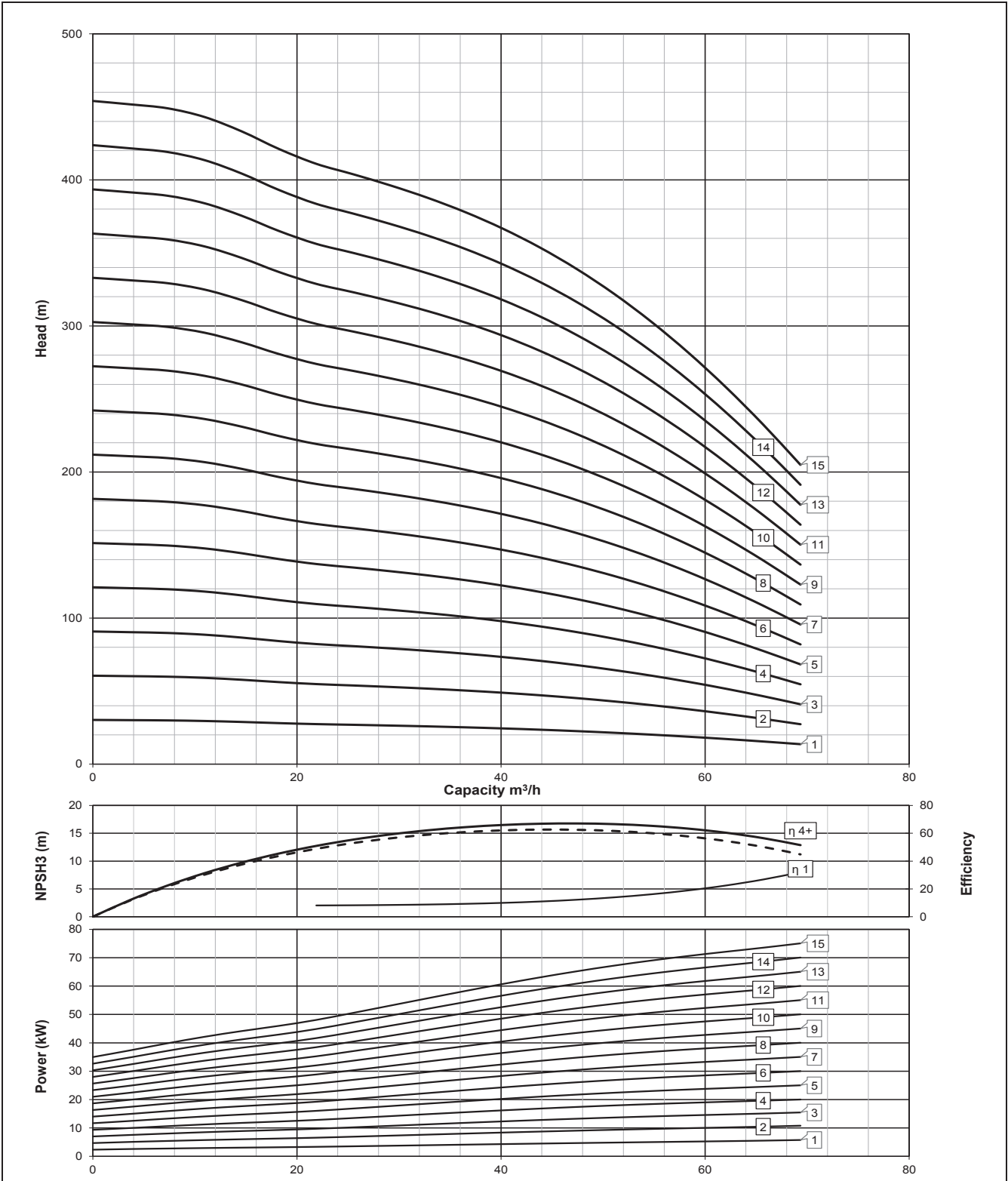
Technical data

Curve	Head @ BEP*, m	Power, kW	Motor	Motor diameter, mm	Min. well size, in.	Discharge size, in.	Dimensions						Weights		
							C, mm	Lp, mm	Lm, mm	Lt, mm	A, mm	B, mm	Pump, kg	Motor, kg	Total, kg
06EHM-1	8.4	2.2	MV6-5.5K-2-50-NSF	142	8	4 NPT	146	11.4	623.0	634.4	143.002	175.006	11.4	42	53.4
06EHM-2	16.9	4.2	MV6-5.5K-2-50-NSF	142	8	4 NPT	146	135.3	623.0	758.3	143.002	175.006	16.8	42	58.8
06EHM-3	25.3	6.3	MV6-7.5K-2-50-NSF	142	8	4 NPT	146	259.3	703.0	962.3	143.002	175.006	22.2	48	70.2
06EHM-4	33.8	8.3	MV6-11K-2-50-NSF	142	8	4 NPT	146	383.2	796.0	1,179.2	143.002	175.006	27.7	58	85.7
06EHM-5	42.2	10.4	MV6-11K-2-50-NSF	142	8	4 NPT	146	507.2	796.0	1,303.2	143.002	175.006	33.1	58	91.1
06EHM-6	50.6	12.4	MV6-15K-2-50-NSF	142	8	4 NPT	146	631.1	918.0	1,549.1	143.002	175.006	38.6	70	108.6
06EHM-7	59.1	14.5	MV6-15K-2-50-NSF	142	8	4 NPT	146	755.1	918.0	1,673.1	143.002	175.006	44.0	70	114.0
06EHM-8	67.5	16.6	MV6-18.5K-2-50-NSF	142	8	4 NPT	146	879.0	951.0	1,830.0	143.002	175.006	49.5	74	123.5
06EHM-9	76	18.6	MS6-19K-2-50-NSF	142	8	4 NPT	146	1,003.0	1,026.9	2,029.9	143.002	175.006	54.9	90	144.5
06EHM-10	84.4	20.7	MV6-22K-2-50-NSF	142	8	4 NPT	146	1,126.9	1,051.0	2,177.9	143.002	175.006	60.4	85	145.4
06EHM-11	92.8	22.8	MV6-30K-2-50-NSF	142	8	4 NPT	146	1,250.9	1,196.0	2,446.9	143.002	175.006	65.8	101	166.8
06EHM-12	101.3	24.9	MV6-30K-2-50-NSF	142	8	4 NPT	146	1,374.8	1,196.0	2,570.8	143.002	175.006	71.3	101	172.3
06EHM-13	109.7	26.9	MV6-30K-2-50-NSF	142	8	4 NPT	146	1,498.8	1,196.0	2,694.8	143.002	175.006	76.7	101	177.7
06EHM-14	118.2	29	MV6-30K-2-50-NSF	142	8	4 NPT	146	1,622.7	1,196.0	2,818.7	143.002	175.006	82.2	101	183.2
06EHM-15	126.6	31.1	MV6-37K-2-50-NSF	142	8	4 NPT	146	1,746.7	1,296.0	3,042.7	143.002	175.006	87.6	108	195.6
06EHM-16	135.1	33.1	MV6-37K-2-50-NSF	142	8	4 NPT	146	1,870.6	1,296.0	3,166.6	143.002	175.006	93.1	108	201.1
06EHM-17	143.5	35.2	MV6-37K-2-50-NSF	142	8	4 NPT	146	1,994.6	1,296.0	3,290.6	143.002	175.006	98.5	108	206.5
06EHM-18	151.9	37.3	MS6-45K-2-50-NSF	142	8	4 NPT	146	2,118.5	1,315.7	3,434.2	143.002	175.006	104.0	118	221.7
06EHM-19	160.4	39.4	MS6-45K-2-50-NSF	142	8	4 NPT	146	2,242.5	1,315.7	3,558.2	143.002	175.006	109.4	118	227.1
06EHM-20	168.8	41.4	MS6-45K-2-50-NSF	142	8	4 NPT	146	2,366.4	1,315.7	3,682.1	143.002	175.006	114.9	118	232.6
06EHM-21	177.3	43.5	MS6-45K-2-50-NSF	142	8	4 NPT	146	2,490.4	1,315.7	3,806.1	143.002	175.006	120.3	118	238.0
06EHM-22	185.7	45.6	MS6-52K-2-50-NSF	142	8	4 NPT	146	2,614.3	1,374.0	3,988.3	143.002	175.006	125.8	125	251.2

* BEP for this pump is 60 m³/h.

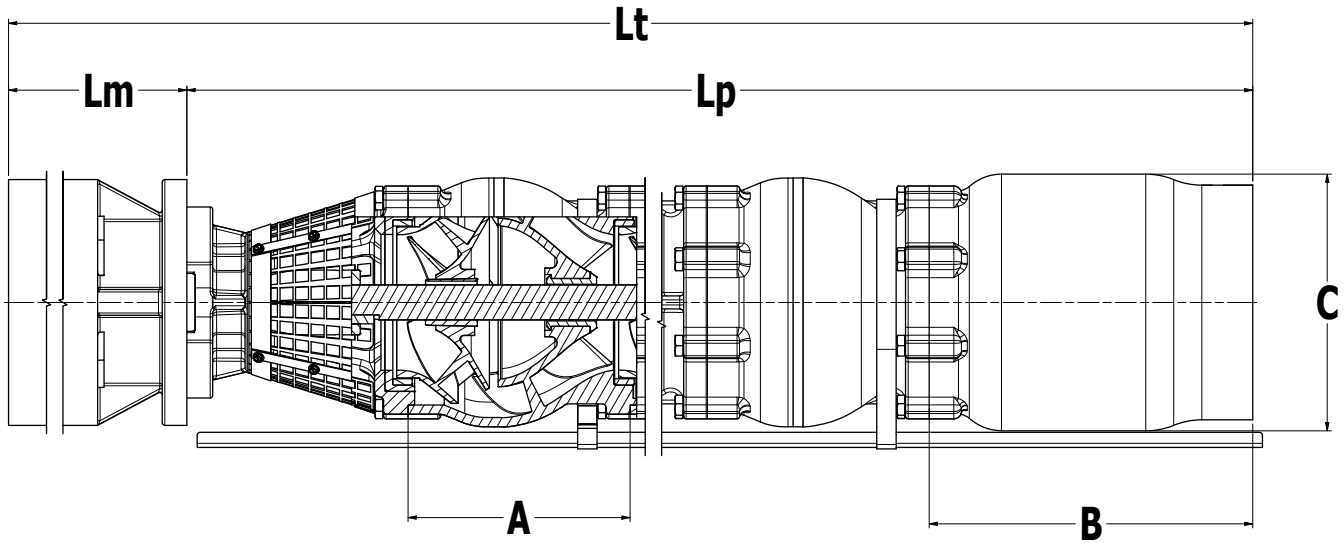
08ELL – 2-pole, 50 Hz, BEP @ 46 m³/h

Performance curve – 1 to 15 stages



November 2022

08ELL – 2-pole, 50 Hz, BEP @ 46 m³/h, continued



A: Bowl length B: Discharge length C: Max. pump diameter Lp: Pump length Lm: Motor length Lt: Total length

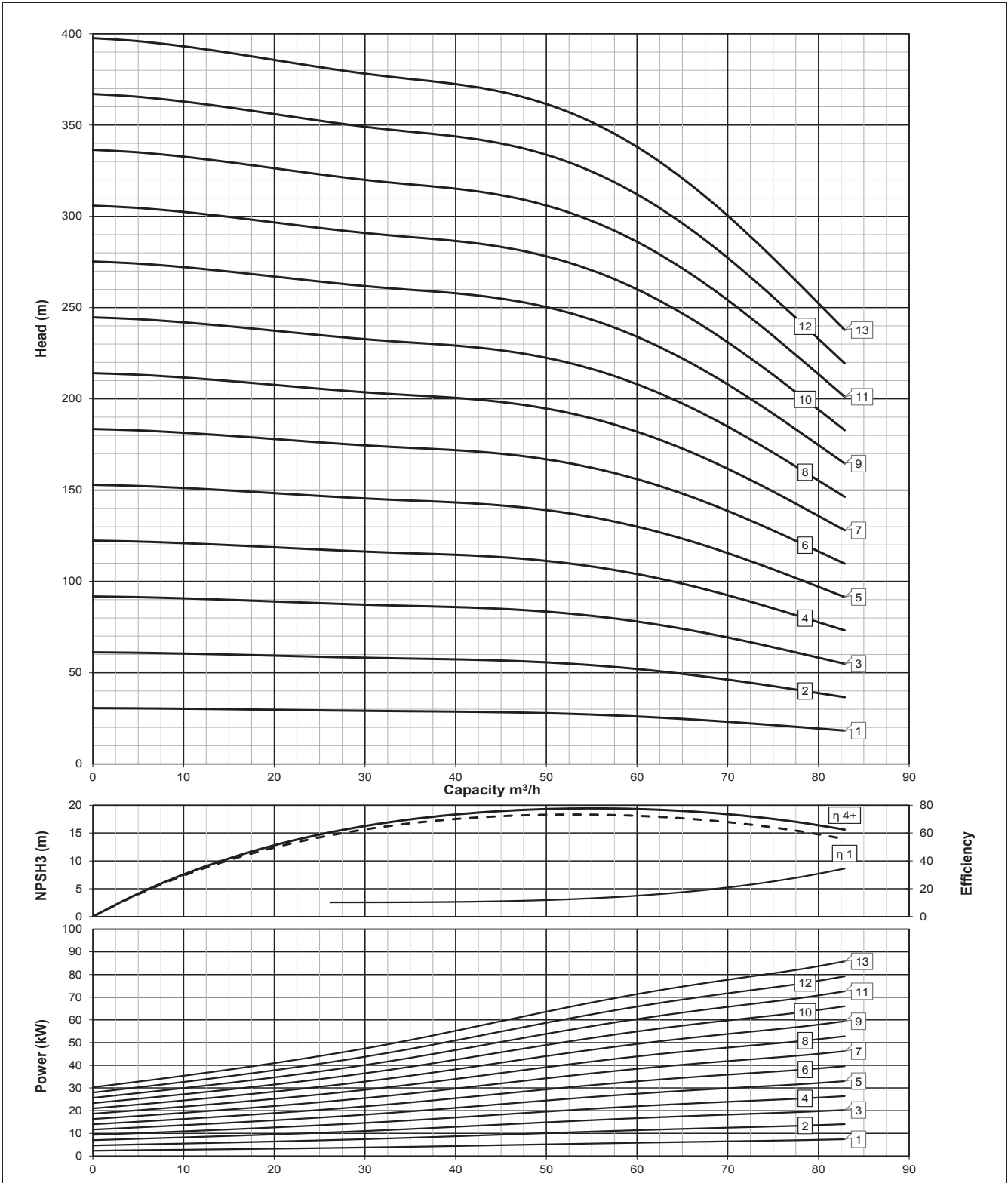
Technical data

Curve	Head @ BEP*, m	Power, kW	Motor	Motor diameter, mm	Min. well size, in.	Discharge size, in.	Dimensions						Weights		
							C, mm	Lp, mm	Lm, mm	Lt, mm	A, mm	B, mm	Pump, kg	Motor, kg	Total, kg
08ELL-1	22.8	4.6	MV6-5.5K-2-50-NSF	142	10	6 NPT	198.4	576.1	623	1,199.0974	150.089	250.012	20.4	42	62.4
08ELL-2	45.6	9	MV6-11K-2-50-NSF	142.0	10	6 NPT	198.4	726.2	796.0	1,522.1860	150.089	250.012	31.8	58.0	89.8
08ELL-3	68.4	13.2	MV6-15K-2-50-NSF	142	10	6 NPT	198.4	876.3	918	1,794.2746	150.089	250.012	43.1	70	113.1
08ELL-4	91.2	17.3	MV6-18.5K-2-50-NSF	142.0	10	6 NPT	198.4	1,026.3632	951.0	1,977.3632	150.089	250.012	54.5	74.0	128.5
08ELL-5	113.9	21.6	MV6-22K-2-50-NSF	142	10	6 NPT	198.4	1,176.4518	1,051	2,227.4518	150.089	250.012	65.8	85	150.8
08ELL-6	136.7	25.9	MV6-30K-2-50-NSF	142.0	10	6 NPT	198.4	1,326.5404	1,196.0	2,522.5404	150.089	250.012	77.2	101.0	178.2
08ELL-7	159.5	30.3	MV6-37K-2-50-NSF	142.0	10	6 NPT	198.4	1,476.6290	1,296.0	2,772.6290	150.089	250.012	88.5	108.0	196.5
08ELL-8	182.3	34.6	MV6-37K-2-50-NSF	142.0	10	6 NPT	198.4	1,626.7176	1,296.0	2,922.7176	150.089	250.012	99.9	108.0	207.9
08ELL-9	205.1	38.9	MS6-45K-2-50-NSF	142.0	10	6 NPT	198.4	1,776.8062	1,315.7	3,092.5062	150.089	250.012	111.2	117.7	229.0
08ELL-10	227.9	43.2	MS6-45K-2-50-NSF	142.0	10	6 NPT	198.4	1,926.8948	1,315.7	3,242.5948	150.089	250.012	122.6	117.7	240.3
08ELL-11	250.7	47.5	MS6-52K-2-50-NSF	142.0	10	6 NPT	198.4	2,076.9834	1,374.0	3,450.9834	150.089	250.012	133.9	125.5	259.4
08ELL-12	273.5	51.9	MS6-52K-2-50-NSF	142.0	10	6 NPT	198.4	2,227.0720	1,374.9	3,601.9740	150.089	250.012	145.3	125.5	270.7
08ELL-13	296.3	56.2	MV8-75K-2-50-NSF	190.5	10	6 NPT	198.4	2,377.1606	1,283.0	3,660.1606	150.089	250.012	156.6	191.0	347.6
08ELL-14	319.1	60.5	MV8-75K-2-50-NSF	190.5	10	6 NPT	198.4	2,527.2492	1,283.0	3,810.2492	150.089	250.012	168.0	191.0	359.0
08ELL-15	341.8	64.8	MV8-75K-2-50-NSF	190.5	10	6 NPT	198.4	2,677.3378	1,283.0	3,960.3378	150.089	250.012	179.3	191.0	370.3

* BEP for this pump is 46 m³/h.

08ELM – 2-pole, 50 Hz, BEP @ 55 m³/h

Performance curve – 1 to 13 stages

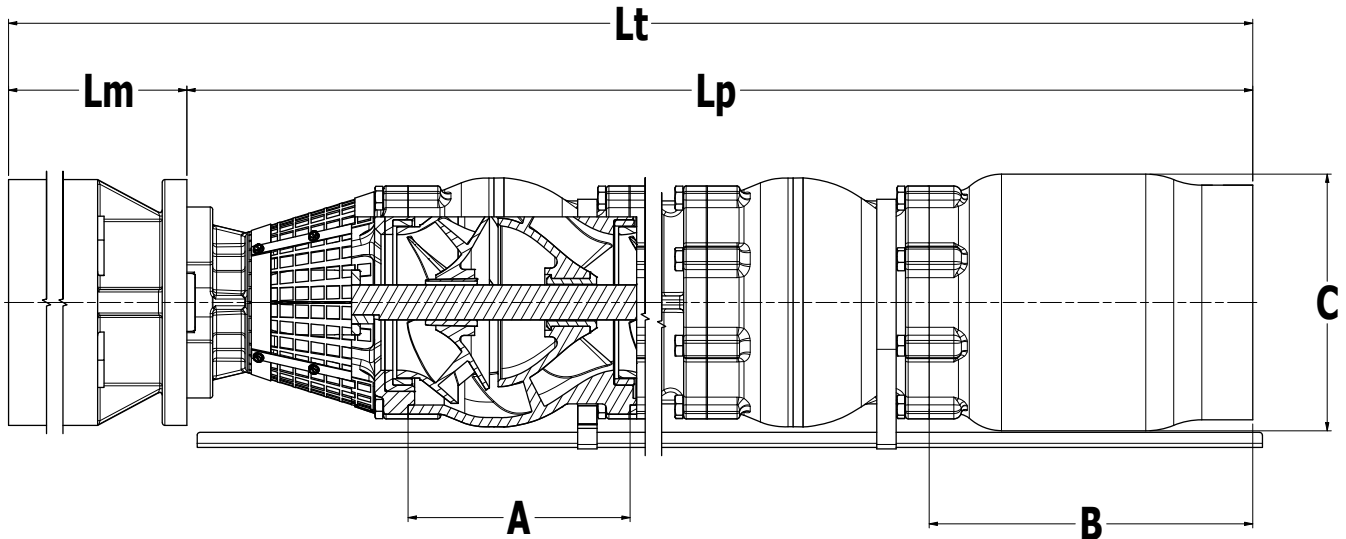


November 2022



50 Hz

08ELM – 2-pole, 50 Hz, BEP @ 55 m³/h, continued



A: Bowl length B: Discharge length C: Max. pump diameter Lp: Pump length Lm: Motor length Lt: Total length

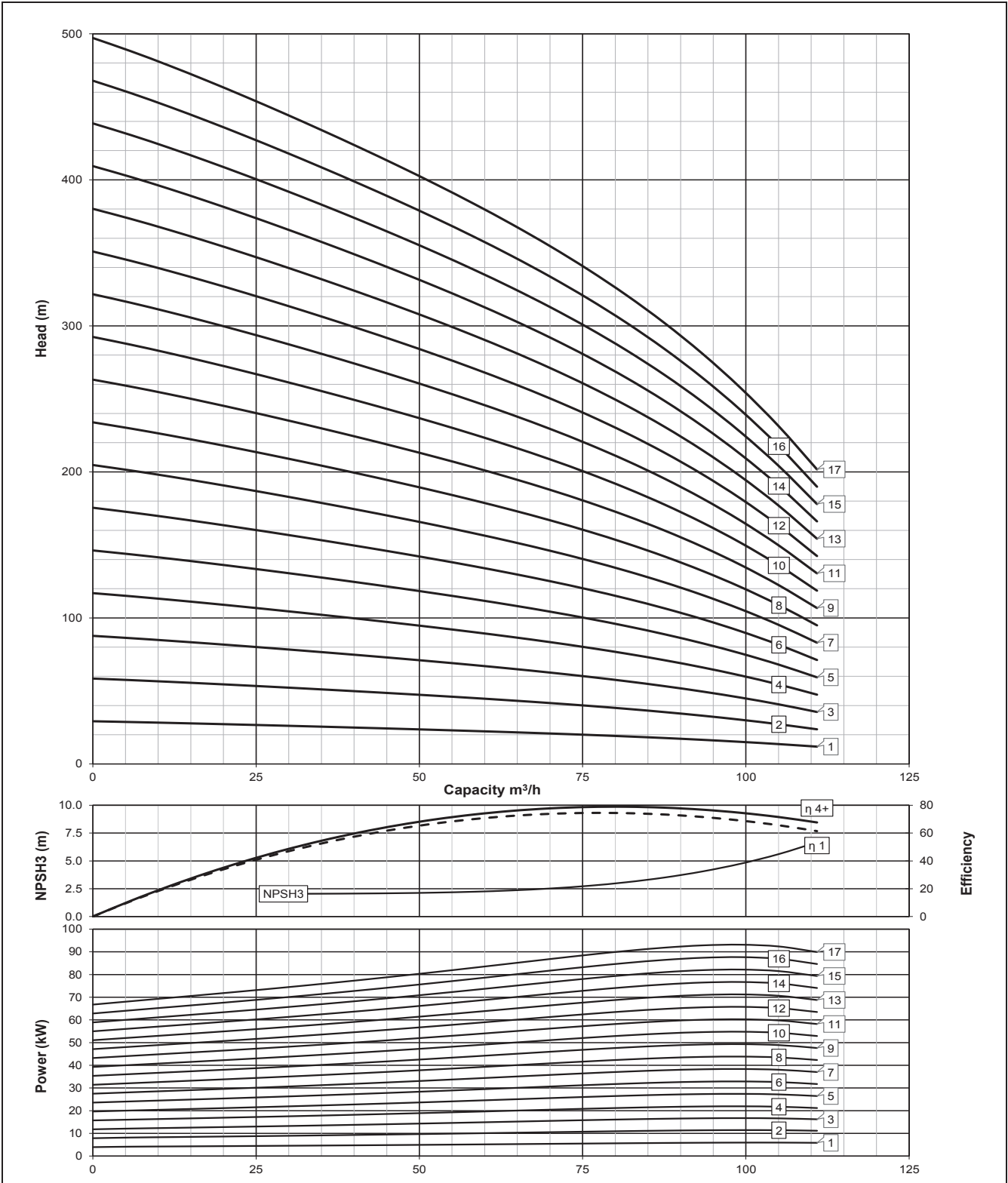
Technical data

Curve	Head @ BEP*, m	Power, kW	Motor	Motor diameter, mm	Min. well size, in.	Discharge size, in.	Dimensions						Weights		
							C, mm	Lp, mm	Lm, mm	Lt, mm	A, mm	B, mm	Pump, kg	Motor, kg	Total, kg
08ELM-1	27	5.5	MV6-5.5K-2-50-NSF	142	10	6 NPT	198.4	576.1	623	1,199.1	150.089	250.012	20.4	42	62.4
08ELM-2	54.1	10.8	MV6-11K-2-50-NSF	142.0	10	6 NPT	198.4	726.2	796.0	1,522.2	150.089	250.012	31.8	58.0	89.8
08ELM-3	81.1	15.8	MV6-18.5K-2-50-NSF	142.0	10	6 NPT	198.4	876.3	951.0	1,827.3	150.089	250.012	43.1	74.0	117.1
08ELM-4	108.1	20.8	MV6-22K-2-50-NSF	142	10	6 NPT	198.4	1,026.4	1,051	2,077.4	150.089	250.012	54.5	85	139.5
08ELM-5	135.2	26	MV6-30K-2-50-NSF	142.0	10	6 NPT	198.4	1,176.5	1,196.0	2,372.5	150.089	250.012	65.8	101.0	166.8
08ELM-6	162.2	31.2	MV6-37K-2-50-NSF	142.0	10	6 NPT	198.4	1,326.5	1,296.0	2,622.5	150.089	250.012	77.2	108.0	185.2
08ELM-7	189.2	36.5	MV6-37K-2-50-NSF	142.0	10	6 NPT	198.4	1,476.6	1,296.0	2,772.6	150.089	250.012	88.5	108.0	196.5
08ELM-8	216.3	41.7	MS6-45K-2-50-NSF	142.0	10	6 NPT	198.4	1,626.7	1,315.7	2,942.4	150.089	250.012	99.9	117.7	217.6
08ELM-9	243.3	46.9	MS6-52K-2-50-NSF	142.0	10	6 NPT	198.4	1,776.8	1,374.0	3,150.8	150.089	250.012	111.2	125.5	236.7
08ELM-10	270.3	52.1	MV8-55K-2-50-NSF	190.5	10	6 NPT	198.4	1,926.9	1,178.0	3,104.9	150.089	250.012	122.6	166	288.6
08ELM-11	297.3	57.3	MV8-75K-2-50-NSF	190.5	10	6 NPT	198.4	2,077.0	1,283.0	3,360.0	150.089	250.012	133.9	191.0	324.9
08ELM-12	324.4	62.5	MV8-75K-2-50-NSF	190.5	10	6 NPT	198.4	2,227.1	1,283.0	3,510.1	150.089	250.012	145.3	191.0	336.3
08ELM-13	351.4	67.7	MV8-75K-2-50-NSF	190.5	10	6 NPT	198.4	2,377.2	1,283.0	3,660.2	150.089	250.012	156.6	191.0	347.6

* BEP for this pump is 55 m³/h.

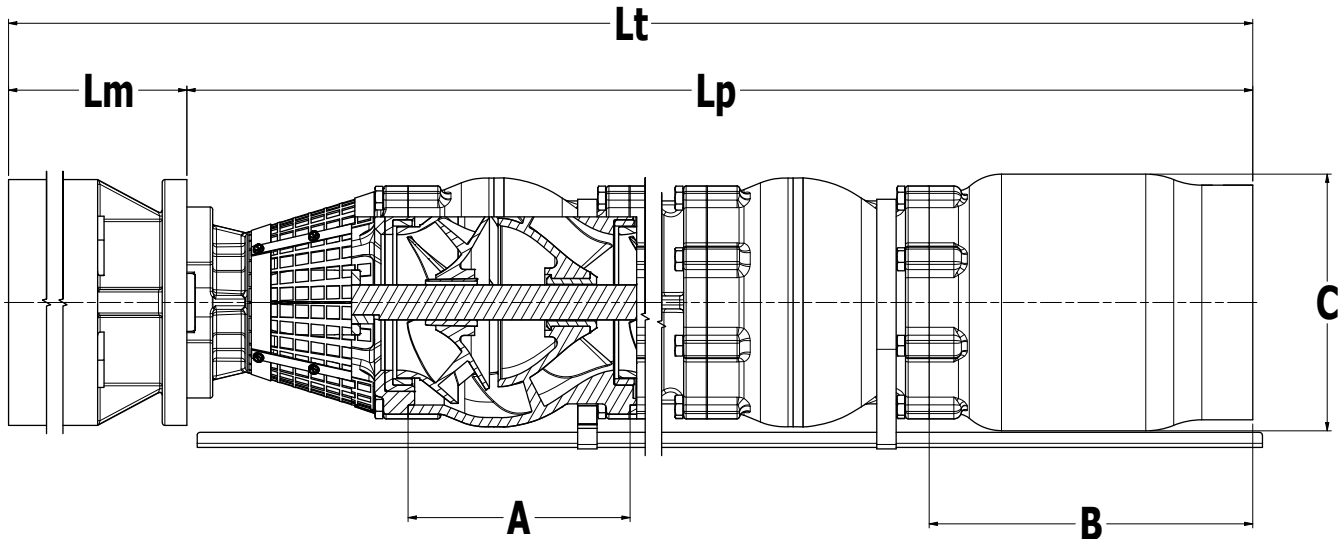
08EML – 2-pole, 50 Hz, BEP @ 80 m³/h

Performance curve – 1 to 17 stages



November 2022

08EML – 2-pole, 50 Hz, BEP @ 80 m³/h, continued



A: Bowl length B: Discharge length C: Max. pump diameter Lp: Pump length Lm: Motor length Lt: Total length

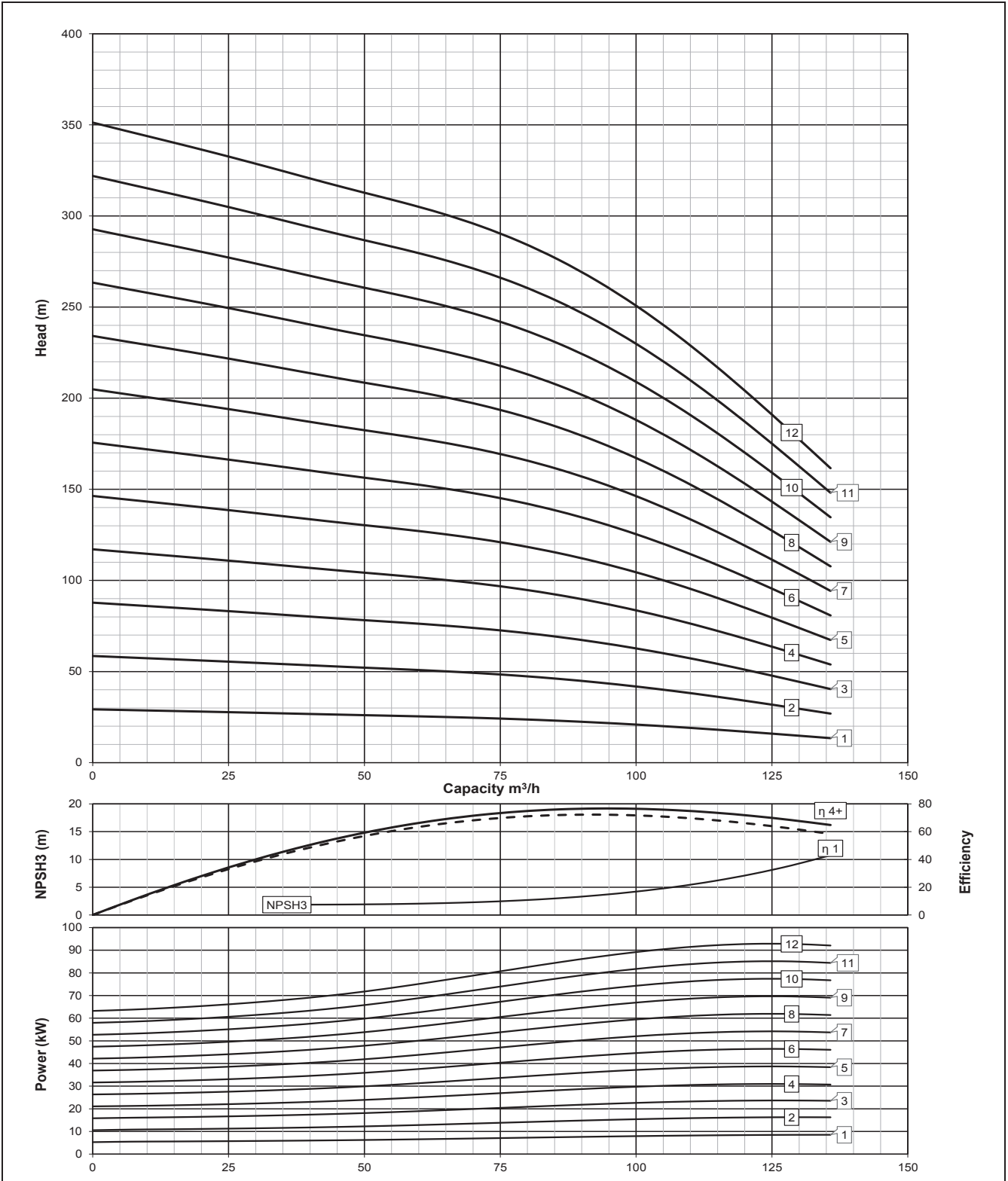
Technical data

Curve	Head @ BEP*, m	Power, kW	Motor	Motor diameter, mm	Min. well size, in.	Discharge size, in.	Dimensions						Weights		
							C, mm	Lp, mm	Lm, mm	Lt, mm	A, mm	B, mm	Pump, kg	Motor, kg	Total, kg
08EML-1	19.2	5.6	MV6-7.5K-2-50-NSF	142	10	6 NPT	198.4	589.0	703	1,292.0	162.992	250.012	20.4	48	68.4
08EML-2	38.4	10.9	MV6-11K-2-50-NSF	142.0	10	6 NPT	198.4	752.0	796.0	1,548.0	162.992	250.012	31.8	58.0	89.8
08EML-3	57.6	16.1	MV6-18.5K-2-50-NSF	142.0	10	6 NPT	198.4	915.0	951.0	1,866.0	162.992	250.012	43.1	74.0	117.1
08EML-4	76.8	21.2	MV6-22K-2-50-NSF	142	10	6 NPT	198.4	1,078.0	1,051.0	2,129.0	162.992	250.012	54.5	85	139.5
08EML-5	96	26.4	MV6-30K-2-50-NSF	142.0	10	6 NPT	198.4	1,241.0	1,196.0	2,437.0	162.992	250.012	65.8	101.0	166.8
08EML-6	115.2	31.7	MV6-37K-2-50-NSF	142.0	10	6 NPT	198.4	1,404.0	1,296.0	2,700.0	162.992	250.012	77.2	108.0	185.2
08EML-7	134.4	37	MV6-37K-2-50-NSF	142.0	10	6 NPT	198.4	1,567.0	1,296.0	2,863.0	162.992	250.012	88.5	108.0	196.5
08EML-8	153.6	42.3	MS6-45K-2-50-NSF	142.0	10	6 NPT	198.4	1,729.9	1,315.7	3,045.6	162.992	250.012	99.9	117.7	217.6
08EML-9	172.8	47.6	MS6-52K-2-50-NSF	142.0	10	6 NPT	198.4	1,892.9	1,374.0	3,266.9	162.992	250.012	111.2	125.5	236.7
08EML-10	192	52.9	MV8-55K-2-50-NSF	190.5	10	6 NPT	198.4	2,055.9	1,178.0	3,233.9	162.992	250.012	122.6	166	288.6
08EML-11	211.2	58.2	MV8-75K-2-50-NSF	190.5	10	6 NPT	198.4	2,218.9	1,283.0	3,501.9	162.992	250.012	133.9	191.0	324.9
08EML-12	230.4	63.5	MV8-75K-2-50-NSF	190.5	10	6 NPT	198.4	2,381.9	1,283.0	3,664.9	162.992	250.012	145.3	191.0	336.3
08EML-13	249.6	68.8	MV8-75K-2-50-NSF	190.5	10	6 NPT	198.4	2,544.9	1,283.0	3,827.9	162.992	250.012	156.6	191.0	347.6
08EML-14	268.8	74.1	MV8-75K-2-50-NSF	190.5	10	6 NPT	198.4	2,707.9	1,283.0	3,990.9	162.992	250.012	168.0	191.0	359.0
08EML-15	288	79.3	MV8-92K-2-50-NSF	190.5	10	6 NPT	198.4	2,870.9	1,428.0	4,298.9	162.992	250.012	179.3	208.0	387.3
08EML-16	307.2	84.6	MV8-92K-2-50-NSF	190.5	10	6 NPT	198.4	3,033.9	1,428.0	4,461.9	162.992	250.012	190.7	208.0	398.7
08EML-17	326.4	89.9	MV8-92K-2-50-NSF	190.5	10	6 NPT	198.4	3,196.9	1,428.0	4,624.9	162.992	250.012	202.0	208.0	410.0

* BEP for this pump is 80 m³/h.

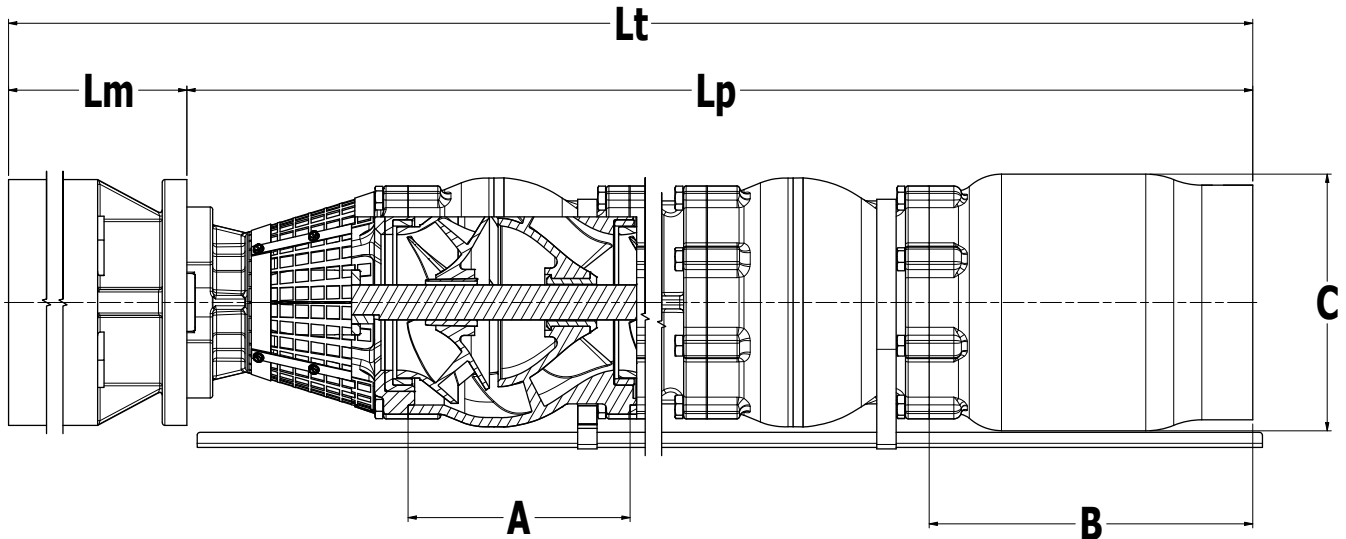
08EMM – 2-pole, 50 Hz, BEP @ 94 m³/h

Performance curve – 1 to 12 stages



November 2022

08EMM – 2-pole, 50 Hz, BEP @ 94 m³/h, continued



A: Bowl length B: Discharge length C: Max. pump diameter Lp: Pump length Lm: Motor length Lt: Total length

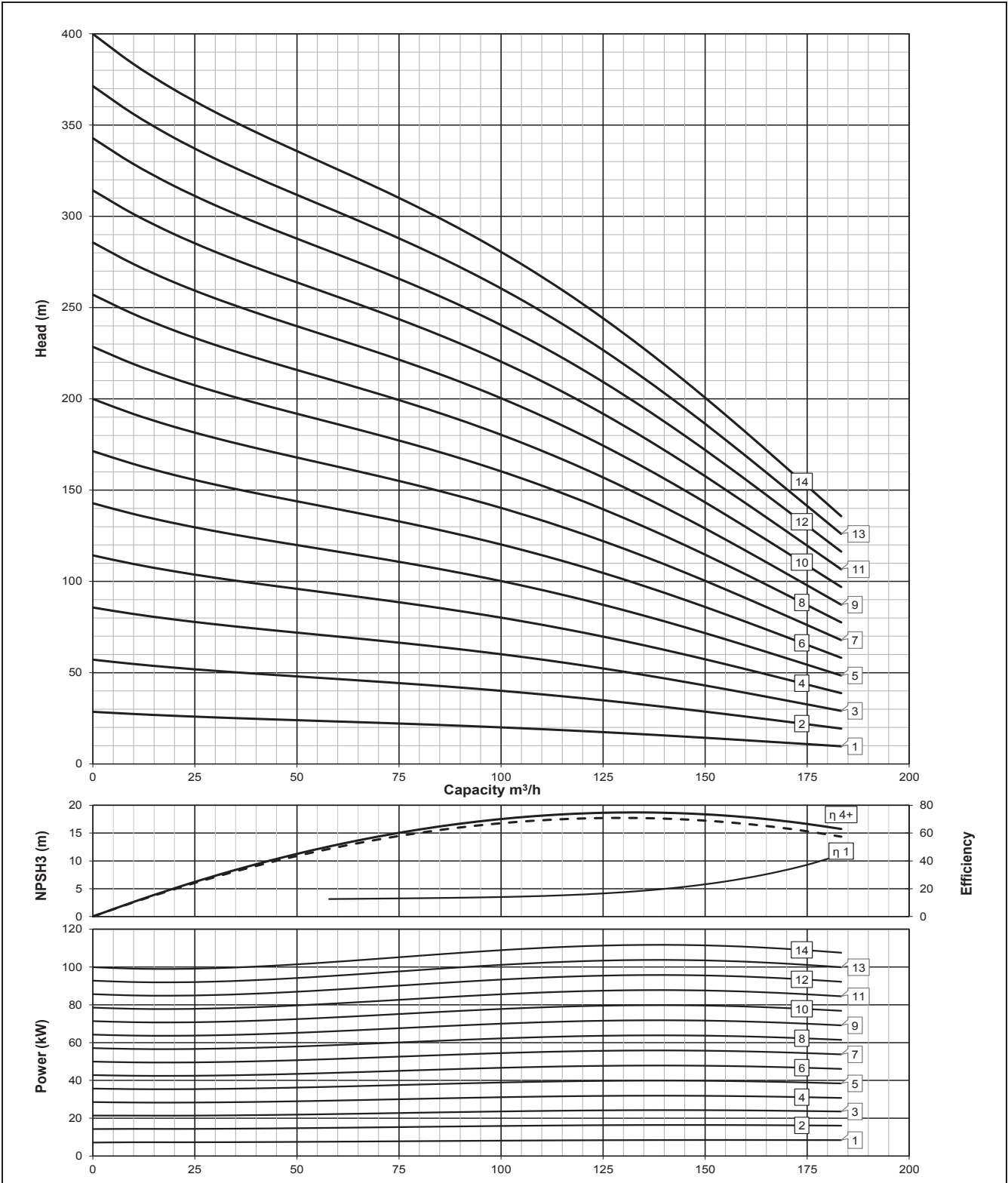
Technical data

Curve	Head @ BEP*, m	Power, kW	Motor	Motor diameter, mm	Min. well size, in.	Discharge size, in.	Dimensions						Weights		
							C, mm	Lp, mm	Lm, mm	Lt, mm	A, mm	B, mm	Pump, kg	Motor, kg	Total, kg
08EMM-1	21.7	7.8	MV6-11K-2-50-NSF	142.0	10	6 NPT	198.4	589.0	796.0	1,385.0006	162.992	250.012	20.4	58.0	78.4
08EMM-2	43.5	15.1	MV6-18.5K-2-50-NSF	142.0	10	6 NPT	198.4	752.0	951.0	1,702.9924	162.992	250.012	31.8	74.0	105.8
08EMM-3	65.2	22.2	MV6-30K-2-50-NSF	142.0	10	6 NPT	198.4	915.0	1,196.0	2,110.9842	162.992	250.012	43.1	101.0	144.1
08EMM-4	87	29.2	MV6-30K-2-50-NSF	142.0	10	6 NPT	198.4	1,078.0	1,196.0	2,273.9760	162.992	250.012	54.5	101.0	155.5
08EMM-5	108.7	36.5	MV6-37K-2-50-NSF	142.0	10	6 NPT	198.4	1,240.9678	1,296.0	2,536.9678	162.992	250.012	65.8	108.0	173.8
08EMM-6	130.5	43.8	MS6-45K-2-50-NSF	142.0	10	6 NPT	198.4	1,403.9596	1,315.7	2,719.6596	162.992	250.012	77.2	117.7	194.9
08EMM-7	152.2	51.1	MS6-52K-2-50-NSF	142.0	10	6 NPT	198.4	1,566.9514	1,374.0	2,940.9514	162.992	250.012	88.5	125.5	214.0
08EMM-8	174	58.4	MV8-75K-2-50-NSF	190.5	10	6 NPT	198.4	1,729.9432	1,283.0	3,012.9432	162.992	250.012	99.9	191.0	290.9
08EMM-9	195.7	65.7	MV8-75K-2-50-NSF	190.5	10	6 NPT	198.4	1,892.9	1,283.0	3,175.9350	162.992	250.012	111.2	191.0	302.2
08EMM-10	217.5	73	MV8-75K-2-50-NSF	190.5	10	6 NPT	198.4	2,055.9	1,283.0	3,338.9268	162.992	250.012	122.6	191.0	313.6
08EMM-11	239.2	80.3	MV8-92K-2-50-NSF	190.5	10	6 NPT	198.4	2,218.9	1,428.0	3,646.9186	162.992	250.012	133.9	208.0	341.9
08EMM-12	261	87.6	MV8-92K-2-50-NSF	190.5	10	6 NPT	198.4	2,381.9	1,428.0	3,809.9104	162.992	250.012	145.3	208.0	353.3

* BEP for this pump is 94 m³/h.

08EHL – 2-pole, 50 Hz, BEP @ 132 m³/h

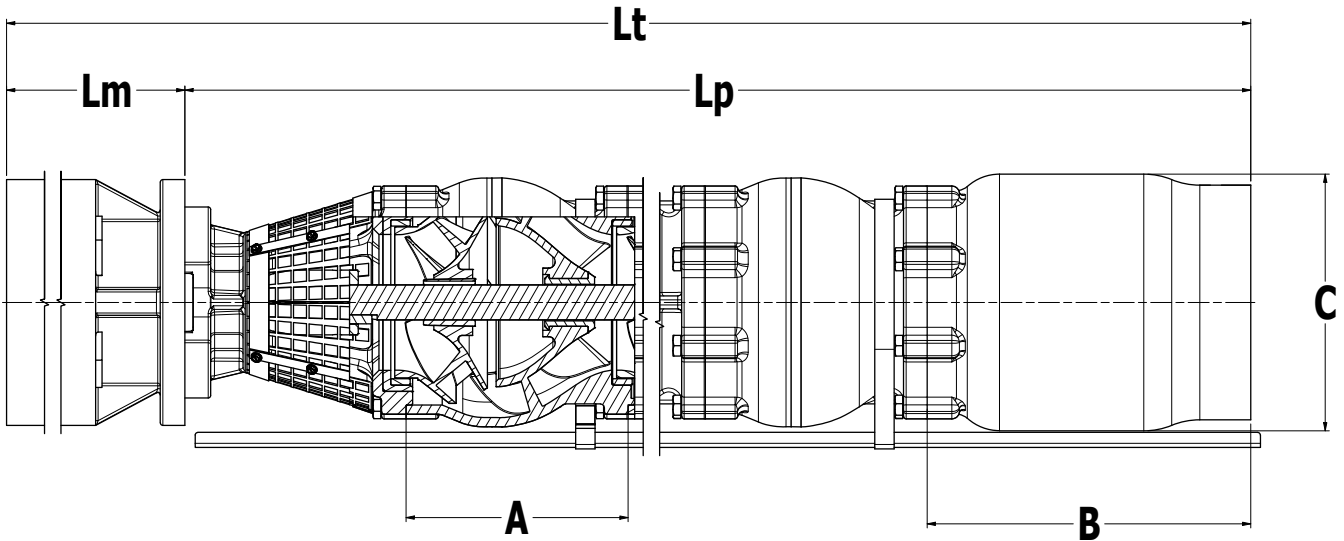
Performance curve – 1 to 14 stages



November 2022



08EHL – 2-pole, 50 Hz, BEP @ 132 m³/h, continued



A: Bowl length B: Discharge length C: Max. pump diameter Lp: Pump length Lm: Motor length Lt: Total length

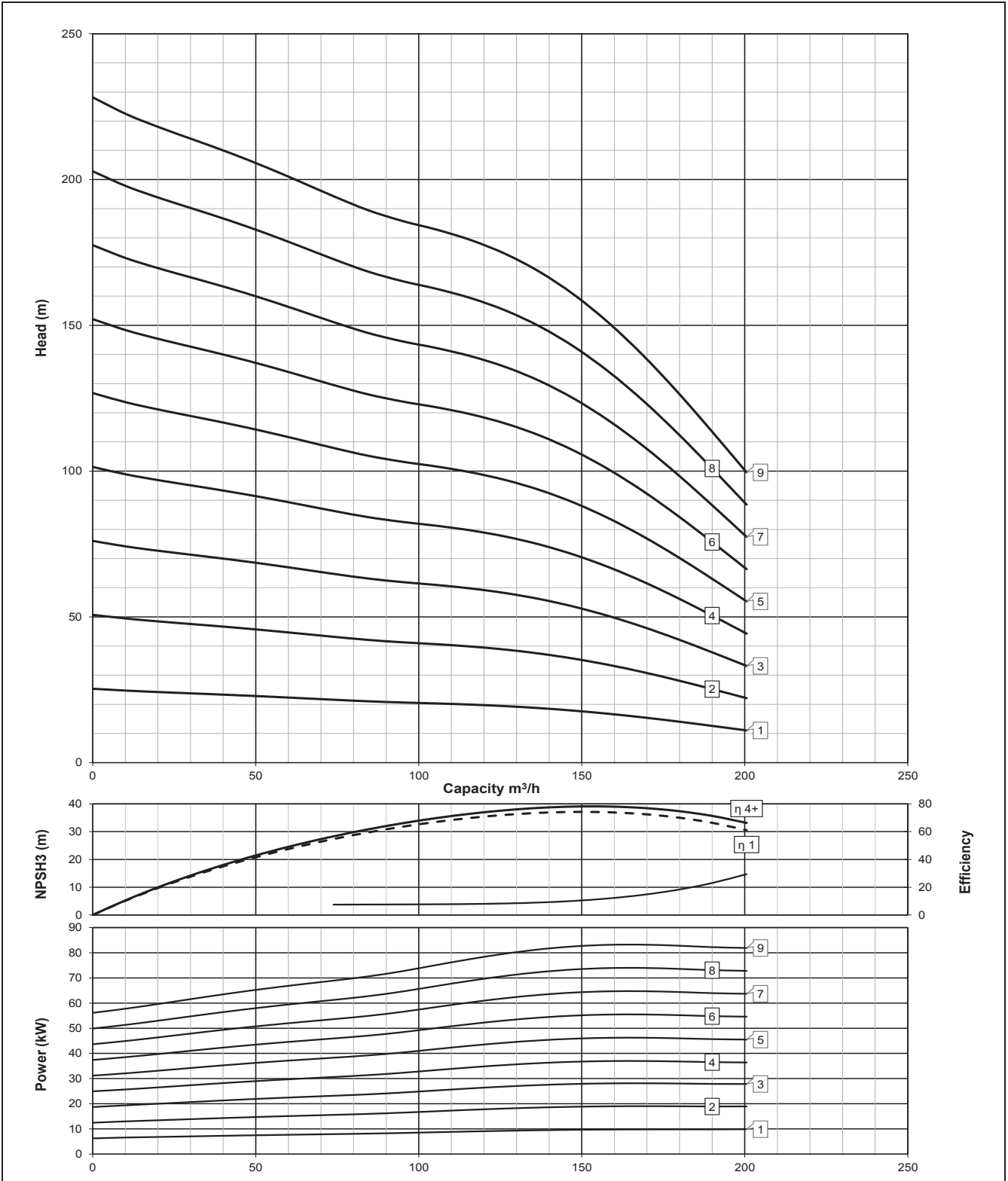
Technical data

Curve	Head @ BEP*, m	Power, kW	Motor	Motor diameter, mm	Min. well size, in.	Discharge size, in.	Dimensions					Weights			
							C, mm	Lp, mm	Lm, mm	Lt, mm	A, mm	B, mm	Pump, kg	Motor, kg	Total, kg
08EHL-1	16.5	8.4	MV6-11K-2-50-NSF	142.0	10	6 NPT	198.4	596.7	796.0	1,392.7	170.688	250.012	20.4	58.0	78.4
08EHL-2	33.1	16.4	MV6-18.5K-2-50-NSF	142.0	10	6 NPT	198.4	767.4	951.0	1,718.4	170.688	250.012	31.8	74.0	105.8
08EHL-3	49.6	24.2	MV6-30K-2-50-NSF	142.0	10	6 NPT	198.4	938.1	1,196.0	2,134.1	170.688	250.012	43.1	101.0	144.1
08EHL-4	66.2	31.9	MV6-37K-2-50-NSF	142.0	10	6 NPT	198.4	1,108.8	1,296.0	2,404.8	170.688	250.012	54.5	108.0	162.5
08EHL-5	82.7	39.9	MS6-45K-2-50-NSF	142.0	10	6 NPT	198.4	1,279.4	1,315.7	2,595.1	170.688	250.012	65.8	117.7	183.6
08EHL-6	99.2	47.8	MS6-52K-2-50-NSF	142.0	10	6 NPT	198.4	1,450.1	1,374.0	2,824.1	170.688	250.012	77.2	125.5	202.6
08EHL-7	115.8	55.8	MV8-75K-2-50-NSF	190.5	10	6 NPT	198.4	1,620.8	1,283.0	2,903.8	170.688	250.012	88.5	191.0	279.5
08EHL-8	132.3	63.8	MV8-75K-2-50-NSF	190.5	10	6 NPT	198.4	1,791.5	1,283.0	3,074.5	170.688	250.012	99.9	191.0	290.9
08EHL-9	148.8	71.8	MV8-75K-2-50-NSF	190.5	10	6 NPT	198.4	1,962.2	1,283.0	3,245.2	170.688	250.012	111.2	191.0	302.2
08EHL-10	165.4	79.7	MV8-92K-2-50-NSF	190.5	10	6 NPT	198.4	2,132.9	1,428.0	3,560.9	170.688	250.012	122.6	208.0	330.6
08EHL-11	181.9	87.7	MV8-92K-2-50-NSF	190.5	10	6 NPT	198.4	2,303.6	1,428.0	3,731.6	170.688	250.012	133.9	208.0	341.9
08EHL-12	198.5	95.7	MV8-110K-2-50-NSF	190.5	10	6 NPT	198.4	2,474.3	1,574.0	4,048.3	170.688	250.012	145.3	229.0	374.3
08EHL-13	215	103.6	MV8-110K-2-50-NSF	190.5	10	6 NPT	198.4	2,645.0	1,574.0	4,219.0	170.688	250.012	156.6	229.0	385.6
08EHL-14	231.5	111.6	MS8-130K-2-50-NSF	193	10	6 NPT	198.4	2,815.6	2,037.1	4,852.7	170.688	250.012	168.0	346.9	514.9

* BEP for this pump is 132 m³/h.

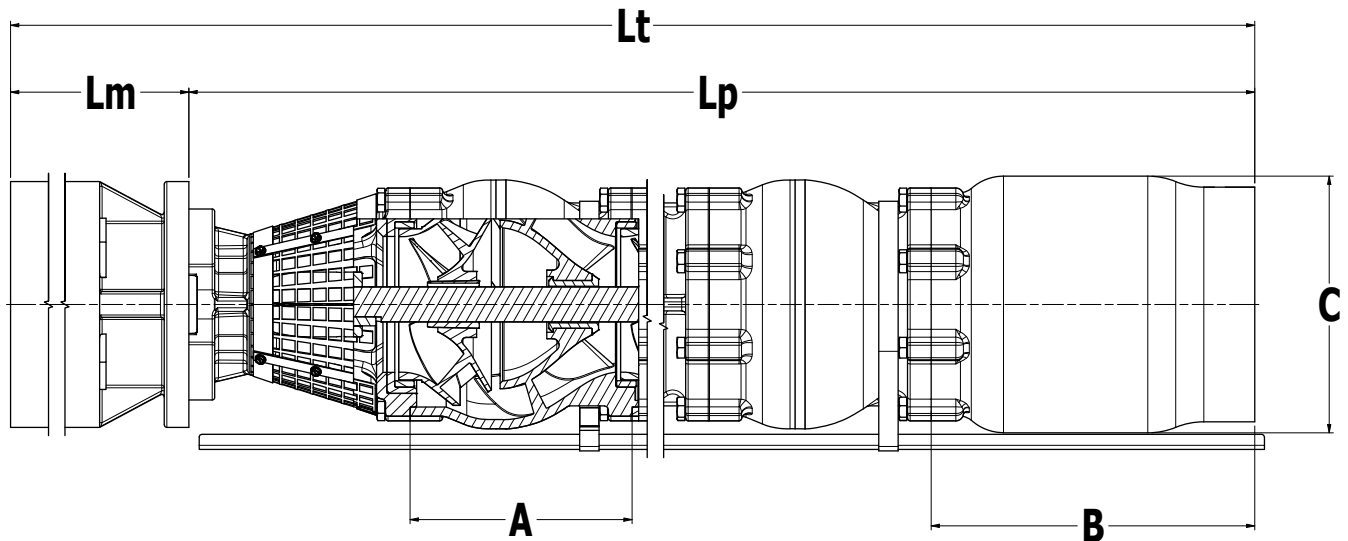
08EHM — 2-pole, 50 Hz, BEP @ 153 m³/h

Performance curve — 1 to 9 stages



November 2022

08EHM — 2-pole, 50 Hz, BEP @ 153 m³/h, continued



A: Bowl length B: Discharge length C: Max. pump diameter Lp: Pump length Lm: Motor length Lt: Total length

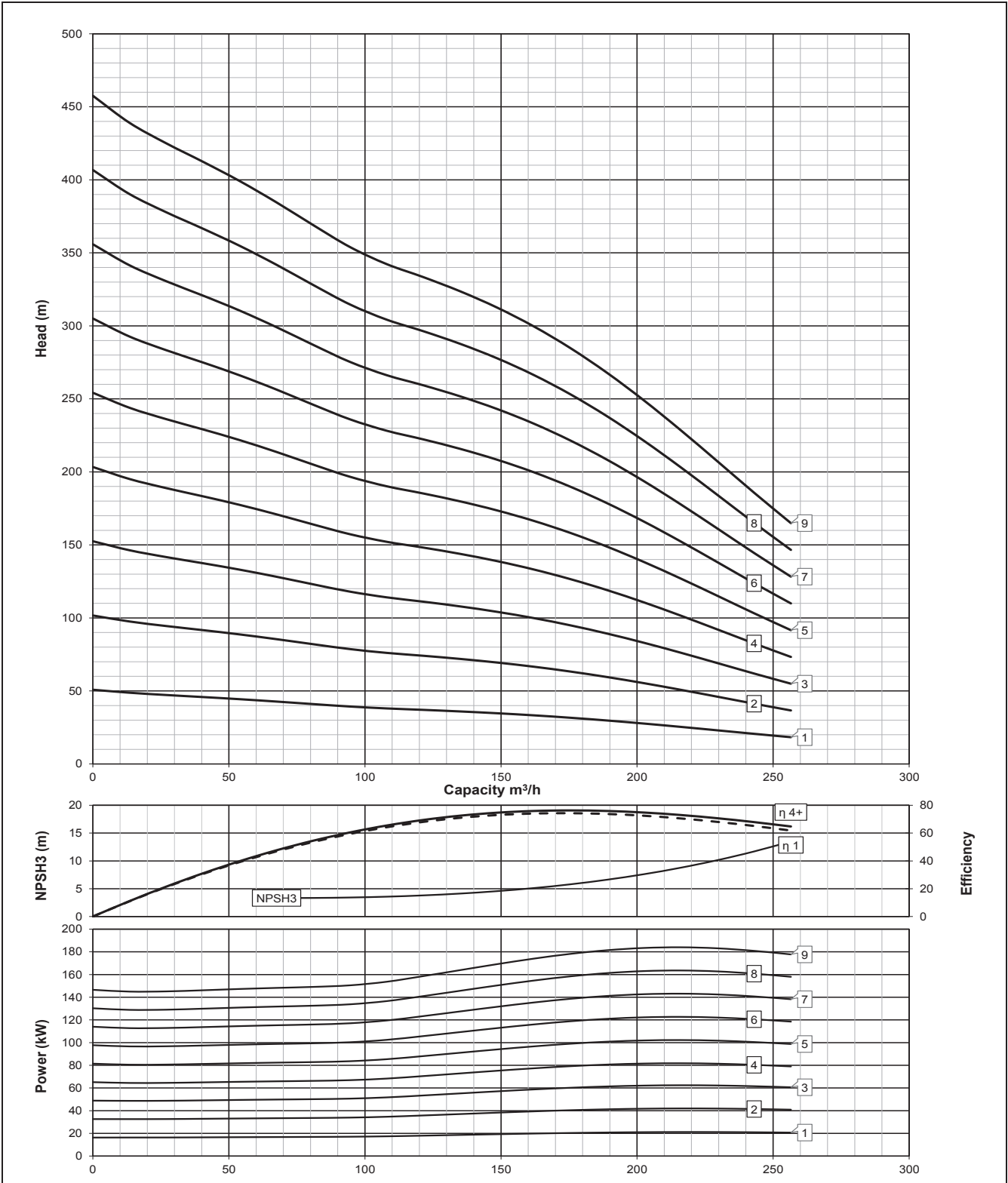
Technical data

Curve	Head @ BEP*, m	Power, kW	Motor	Motor diameter, mm	Min. well size, in.	Discharge size, in.	Dimensions						Weights		
							C, mm	Lp, mm	Lm, mm	Lt, mm	A, mm	B, mm	Pump, kg	Motor, kg	Total, kg
08EHM-1	17.3	9.7	MV6-11K-2-50-NSF	142.0	10	6 NPT	198.4	596.7	796.0	1,392.7	170.688	250.012	20.4	58	78.4
08EHM-2	34.6	18.9	MS6-19K-2-50-NSF	142.0	10	6 NPT	198.4	767.4	1,026.9	1,794.3	170.688	250.012	31.8	90	121.3
08EHM-3	51.9	28	MV6-30K-2-50-NSF	142.0	10	6 NPT	198.4	938.1	1,196.0	2,134.1	170.688	250.012	43.1	101	144.1
08EHM-4	69.2	36.9	MV6-37K-2-50-NSF	142.0	10	6 NPT	198.4	1,108.8	1,296.0	2,404.8	170.688	250.012	54.5	108	162.5
08EHM-5	86.5	46.1	MS6-52K-2-50-NSF	142.0	10	6 NPT	198.4	1,279.4	1,374.0	2,653.4	170.688	250.012	65.8	125	191.3
08EHM-6	103.8	55.3	MV8-75K-2-50-NSF	190.5	10	6 NPT	198.4	1,450.1	1,283.0	2,733.1	170.688	250.012	77.2	191	268.2
08EHM-7	121.1	64.5	MV8-75K-2-50-NSF	190.5	10	6 NPT	198.4	1,620.8	1,283.0	2,903.8	170.688	250.012	88.5	191	279.5
08EHM-8	138.4	73.7	MV8-75K-2-50-NSF	190.5	10	6 NPT	198.4	1,791.5	1,283.0	3,074.5	170.688	250.012	99.9	191	290.9
08EHM-9	155.7	82.9	MV8-92K-2-50-NSF	190.5	10	6 NPT	198.4	1,962.2	1,428.0	3,390.2	170.688	250.012	111.2	208	319.2

* BEP for this pump is 153 m³/h.

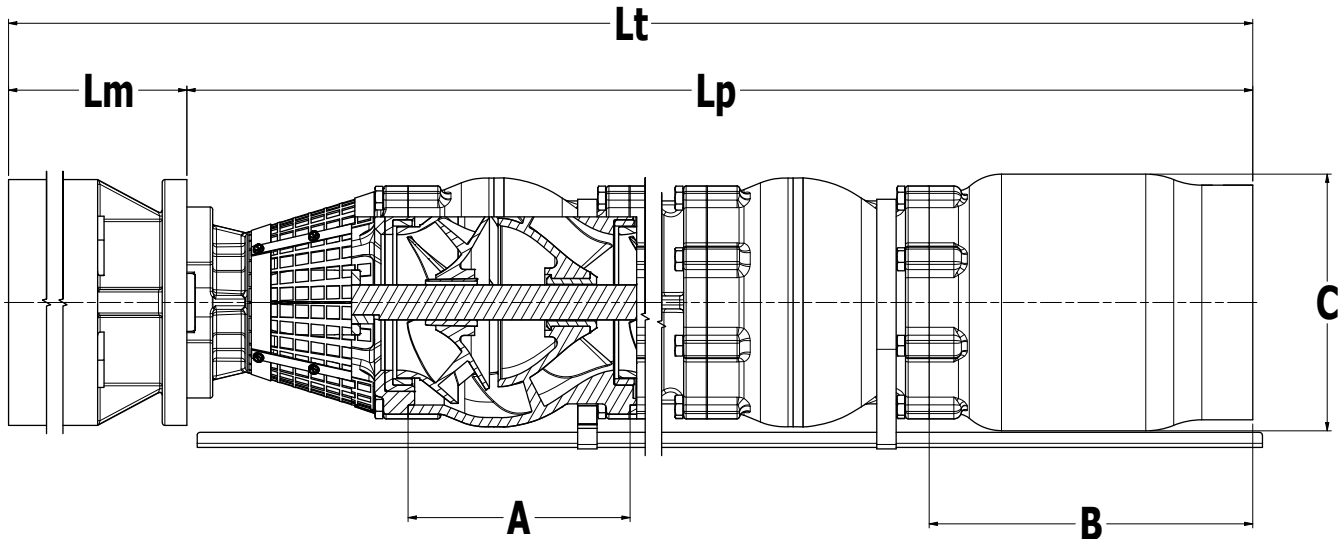
10EML – 2-pole, 50 Hz, BEP @ 175 m³/h

Performance curve – 1 to 9 stages



November 2022

10EML – 2-pole, 50 Hz, BEP @ 175 m³/h, continued



A: Bowl length B: Discharge length C: Max. pump diameter Lp: Pump length Lm: Motor length Lt: Total length

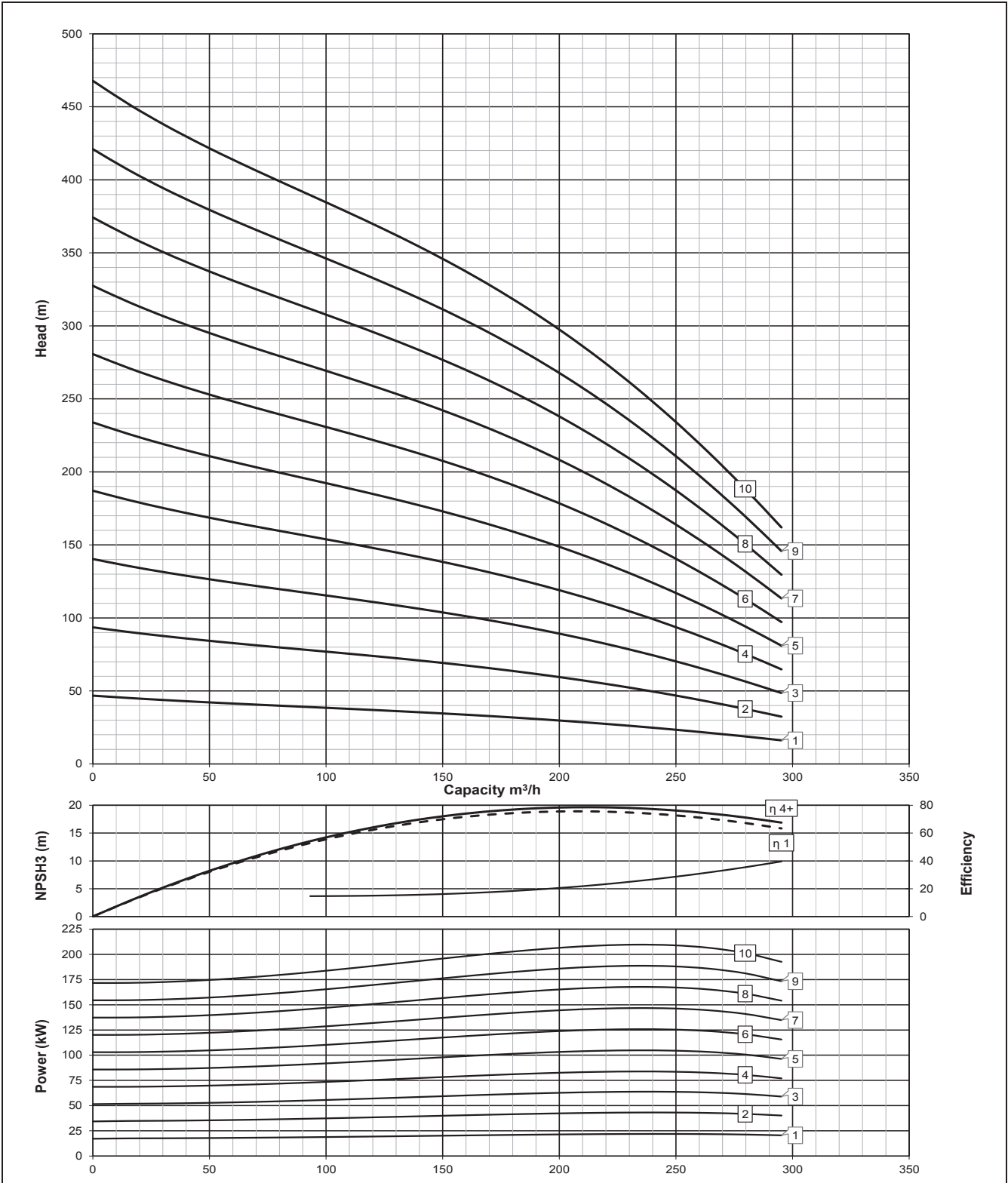
Technical data

Curve	Head @ BEP ¹ , m	Power, kW	Motor	Motor diameter, mm	Min. well size, in.	Discharge size, in.	Dimensions						Weights		
							C, mm	Lp, mm	Lm, mm	Lt, mm	A, mm	B, mm	Pump, kg	Motor, kg	Total, kg
10EML-1	31.7	20.3	MV8-30K-2-50-NSF	190.5	12	8 NPT	247	725.678	948	1,673.68	218.694	299.999	36.32	125	161.32
10EML-2	63.3	40.4	MV8-45K-2-50-NSF	190.5	12	8 NPT	247	944.372	1093.0	2,037.37	218.694	299.999	59.02	148	207.02
10EML-3	95	60.2	MV8-75K-2-50-NSF	190.5	12	8 NPT	247	1,163.07	1283.0	2,446.07	218.694	299.999	81.72	191.0	272.72
10EML-4	126.7	79.2	MV8-92K-2-50-NSF	190.5	12	8 NPT	247	1,381.76	1,428	2,809.76	218.694	299.999	104.42	208	312.42
10EML-5	158.3	99	MV8-110K-2-50-NSF	190.5	12	8 NPT	247	1,600.45	1574	3,174.45	218.694	299.999	127.12	229	356.12
10EML-6	190	118.8	MV10-129K-2-50-NSF	232	12	8 NPT	247	1,819.15	1,522	3,341.15	218.694	299.999	149.82	249	398.82
10EML-7	221.7	138.5	MV10-147K-2-50-NSF	232	12	8 NPT	247	2,037.84	1,652	3,689.84	218.694	299.999	172.52	272	444.52
10EML-8	253.4	158.3	MV10-185K-2-50-NSF	232	12	8 NPT	247	2,256.54	1,732	3,988.54	218.694	299.999	195.22	287	482.22
10EML-9	285	178.1	MV10-185K-2-50-NSF	232	12	8 NPT	247	2,475.23	1,732	4,207.23	218.694	299.999	217.92	287	504.92

* BEP for this pump is 175 m³/h.

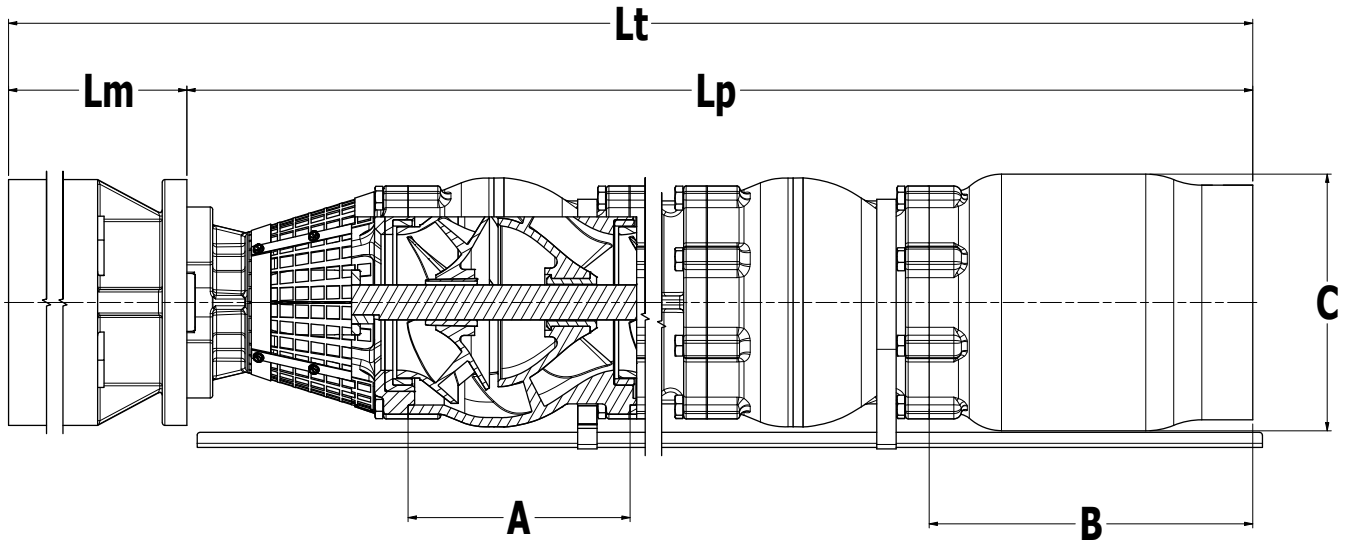
10EHL – 2-pole, 50 Hz, BEP @ 212 m³/h

Performance curve – 1 to 10 stages



November 2022

10EHL – 2-pole, 50 Hz, BEP @ 212 m³/h, continued



A: Bowl length B: Discharge length C: Max. pump diameter Lp: Pump length Lm: Motor length Lt: Total length

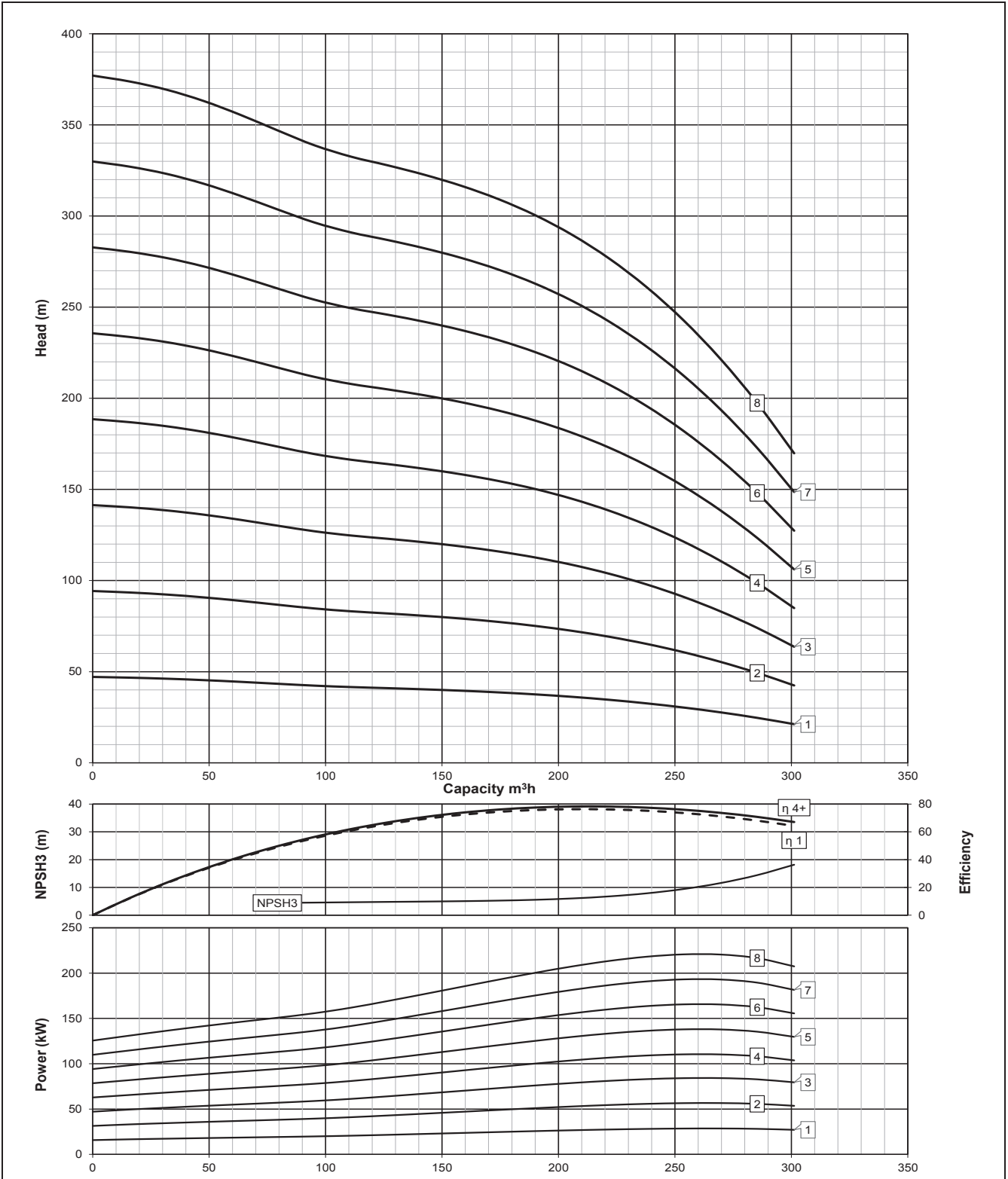
Technical data

Curve	Head @ BEP*, m	Power, kW	Motor	Motor diameter, mm	Min. well size, in.	Discharge size, in.	Dimensions					Weights			
							C, mm	Lp, mm	Lm, mm	Lt, mm	A, mm	B, mm	Pump, kg	Motor, kg	Total, kg
10EHL-1	28.4	21.6	MV8-30K-2-50-NSF	190.5	12	8 NPT	247	734.0854	948	1,682.0854	227.101	299.999	36.32	125	161.32
10EHL-2	56.8	42.7	MV8-45K-2-50-NSF	190.5	12	8 NPT	247	961.1868	1,008.0	1,969.1868	227.101	299.999	59.02	134	193.02
10EHL-3	85.2	63.3	MV8-75K-2-50-NSF	190.5	12	8 NPT	247	1,188.2882	1,283.0	2,471.2882	227.101	299.999	81.72	191.0	272.72
10EHL-4	113.6	83.3	MV8-92K-2-50-NSF	190.5	12	8 NPT	247	1,415.3896	208	1,623.3896	227.101	299.999	104.42	600	704.42
10EHL-5	142	104.1	MV8-110K-2-50-NSF	190.5	12	8 NPT	247	1,642.4910	1,574	3,216.4910	227.101	299.999	127.12	229	356.12
10EHL-6	170.4	124.9	MV10-129K-2-50-NSF	232	12	8 NPT	247	1,869.5924	1,522	3,391.5924	227.101	299.999	149.82	249	398.82
10EHL-7	198.8	145.7	MV10-147K-2-50-NSF	232	12	8 NPT	247	2,096.6938	1,652	3,748.6938	227.101	299.999	172.52	272	444.52
10EHL-8	227.2	166.5	MV10-185K-2-50-NSF	232	12	8 NPT	247	2,323.7952	1,732	4,055.7952	227.101	299.999	195.22	287	482.22
10EHL-9	255.6	187.3	MV10-220K-2-50-NSF	232	12	8 NPT	247	2,550.8966	1,922	4,472.8966	227.101	299.999	217.92	302	519.92
10EHL-10	284	208.2	MV10-220K-2-50-NSF	232	12	8 NPT	247	2,777.9980	1,922	4,699.9980	227.101	299.999	240.62	302	542.62

* BEP for this pump is 212 m³/h.

10EMM – 2-pole, 50 Hz, BEP @ 213 m³/h

Performance curve – 1 to 10 stages

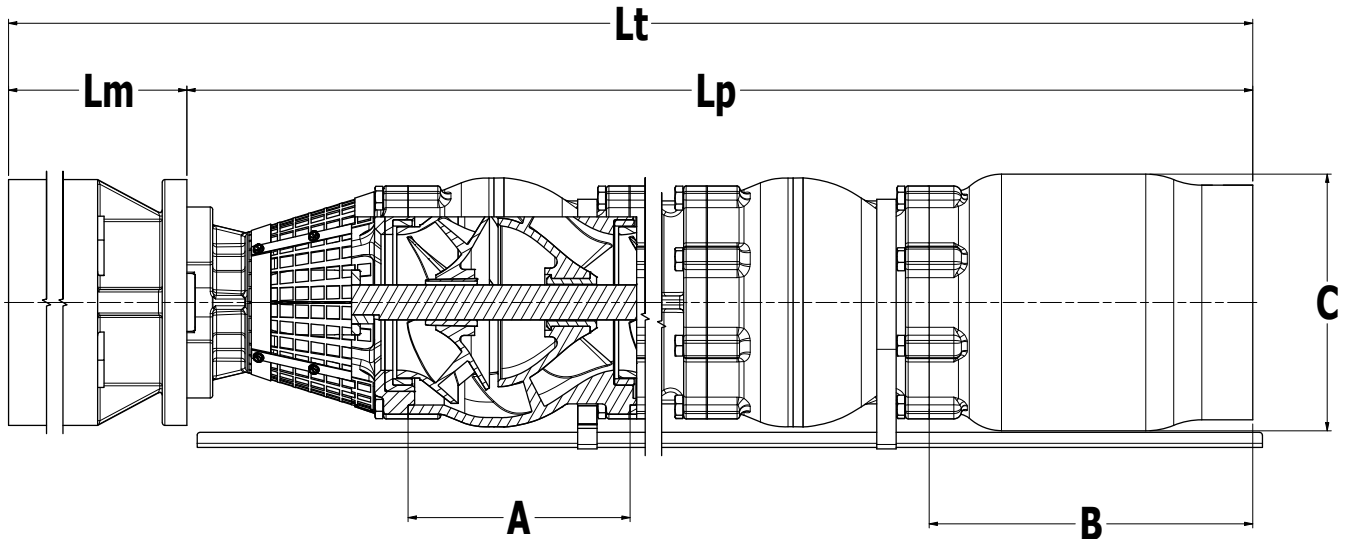


November 2022



50 Hz

10EMM – 2-pole, 50 Hz, BEP @ 213 m³/h, continued



A: Bowl length B: Discharge length C: Max. pump diameter Lp: Pump length Lm: Motor length Lt: Total length

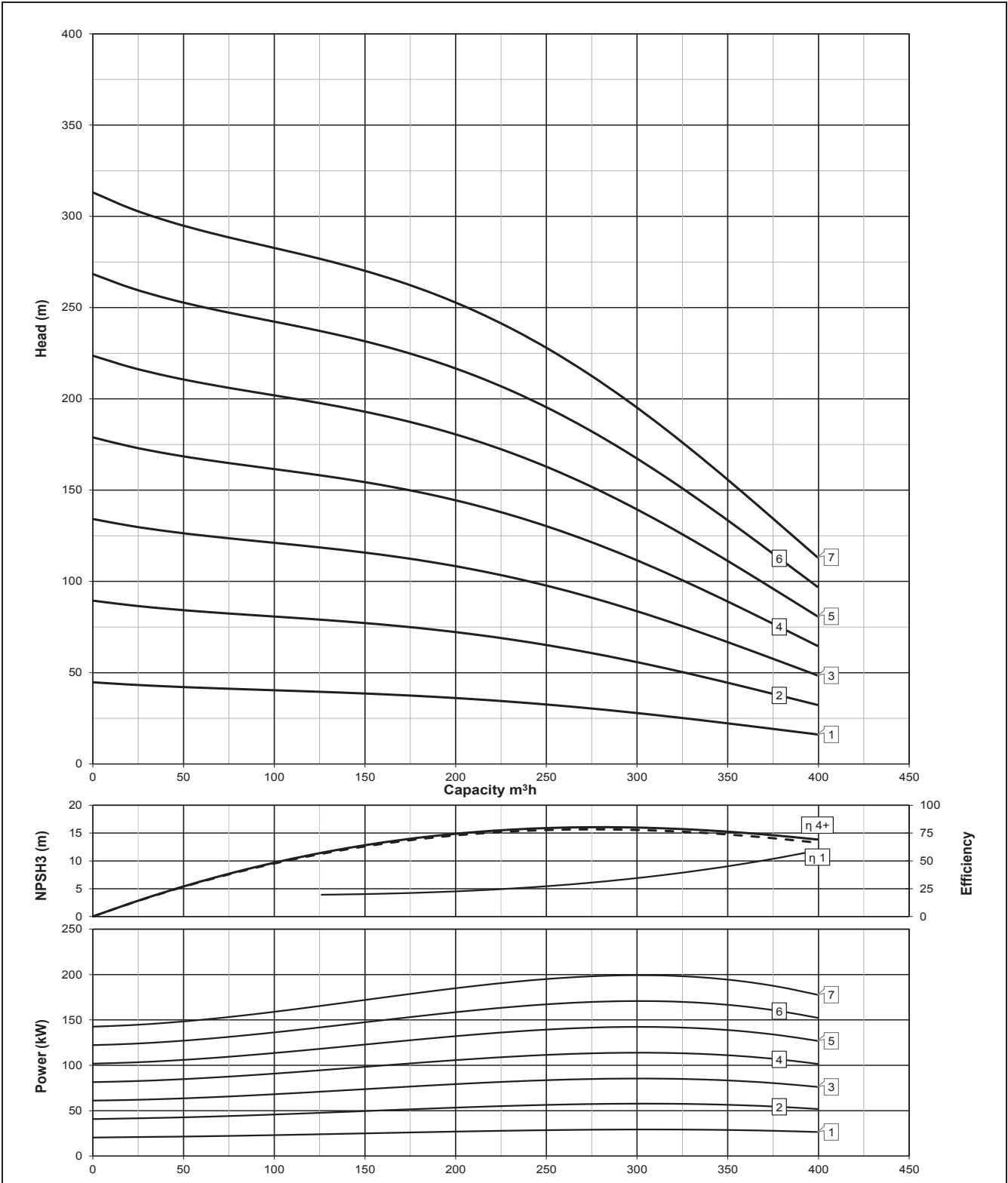
Technical data

Curve	Head @ BEP*, m	Power, kW	Motor	Motor diameter, mm	Min. well size, in.	Discharge size, in.	Dimensions						Weights		
							C, mm	Lp, mm	Lm, mm	Lt, mm	A, mm	B, mm	Pump, kg	Motor, kg	Total, kg
10EMM-1	35.5	27	MV8-30K-2-50-NSF	190.5	12	8 NPT	247	725.678	948	1,673.68	218.694	299.999	36.32	125	161.32
10EMM-2	71	53.6	MV8-55K-2-50-NSF	190.5	12	8 NPT	247	944.372	1,178.0	2,122.37	218.694	299.999	59.02	166	225.02
10EMM-3	106.5	79.9	MV8-92K-2-50-NSF	190.5	12	8 NPT	247	1,163.07	1,428	2,591.07	218.694	299.999	81.72	208	289.72
10EMM-4	142	105.1	MV8-110K-2-50-NSF	190.5	12	8 NPT	247	1,381.76	1,574	2,955.76	218.694	299.999	104.42	229	333.42
10EMM-5	177.5	131.4	MV10-147K-2-50-NSF	232	12	8 NPT	247	1,600.45	1,652	3,252.45	218.694	299.999	127.12	272	399.12
10EMM-6	213	157.7	MV10-185K-2-50-NSF	232	12	8 NPT	247	1,819.15	1,732	3,551.15	218.694	299.999	149.82	287	436.82
10EMM-7	248.5	184	MV10-185K-2-50-NSF	232	12	8 NPT	247	2,037.84	1,732	3,769.84	218.694	299.999	172.52	287	459.52
10EMM-8	284	210.3	MV10-220K-2-50-NSF	232	12	8 NPT	247	2,256.54	1,922	4,178.54	218.694	299.999	195.22	302	497.22

* BEP for this pump is 213 m³/h.

10EHM — 2-pole, 50 Hz, BEP @ 280 m³/h

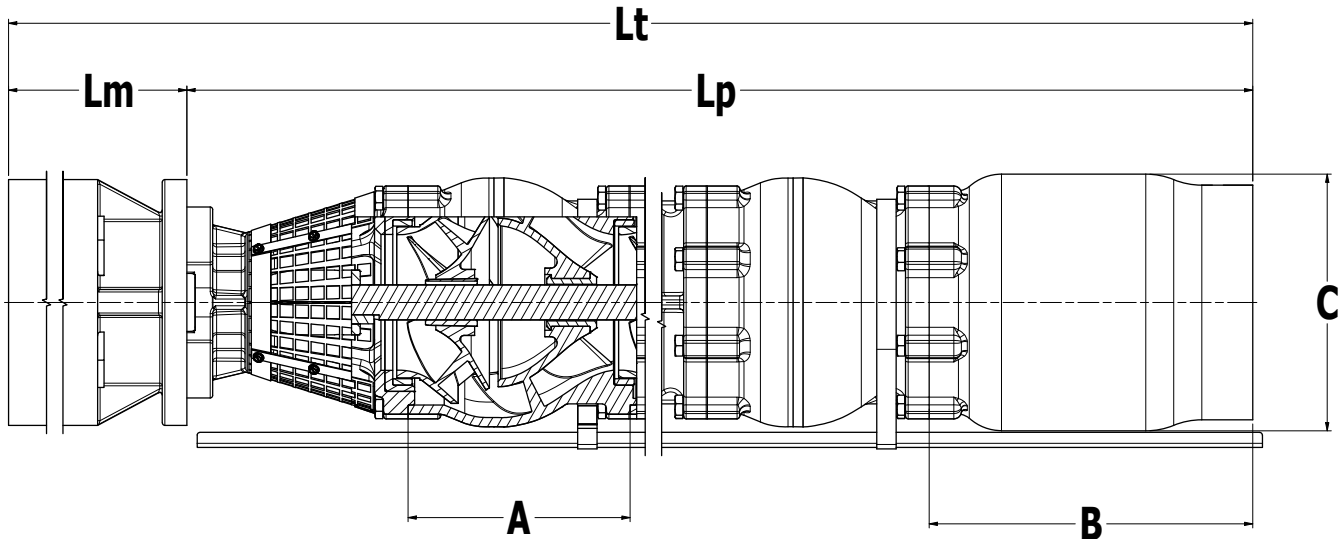
Performance curve — 1 to 10 stages



November 2022



10EHM — 2-pole, 50 Hz, BEP @ 280 m³/h, continued



A: Bowl length B: Discharge length C: Max. pump diameter Lp: Pump length Lm: Motor length Lt: Total length

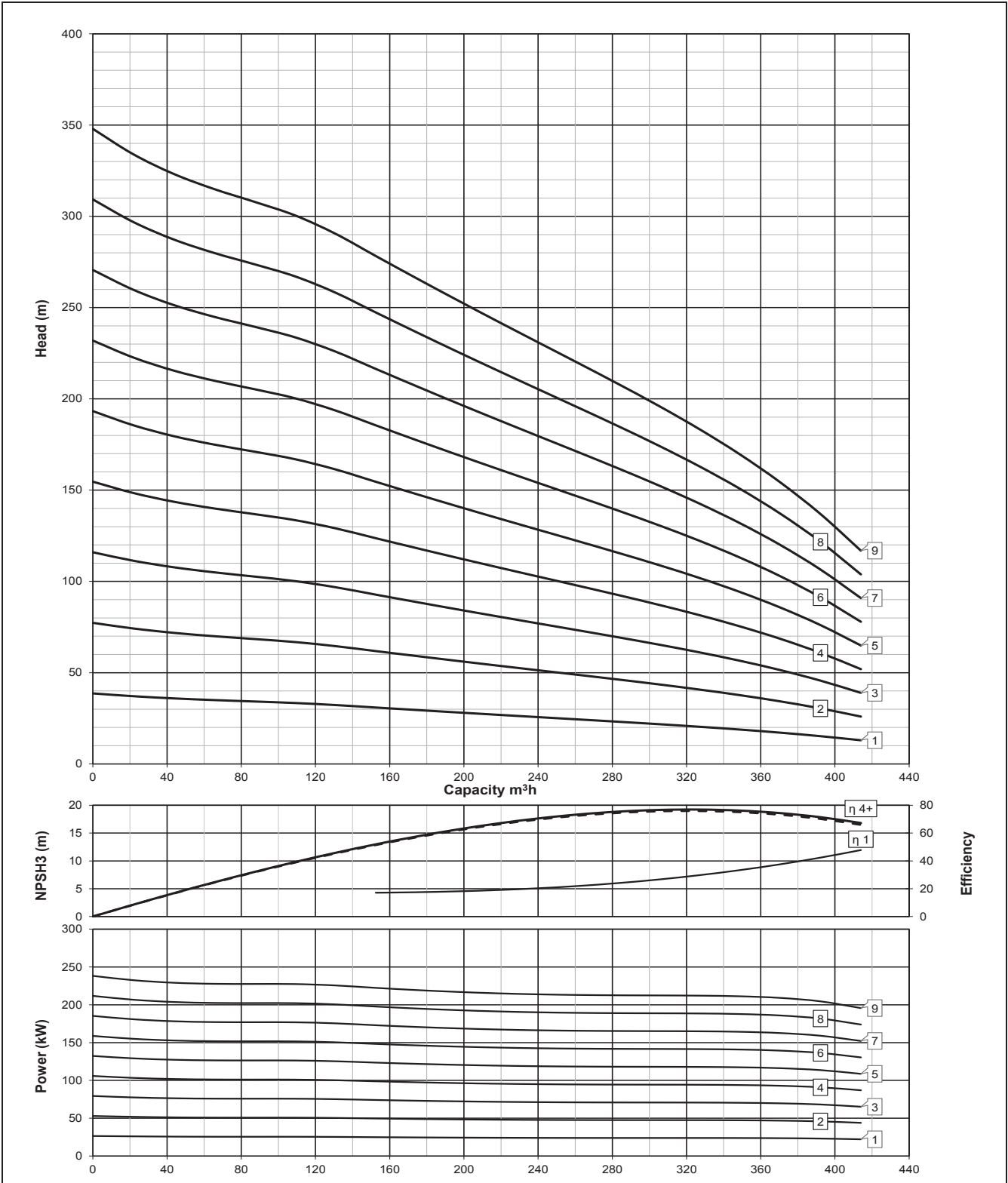
Technical data

Curve	Head @ BEP*, m	Power, kW	Motor	Motor diameter, mm	Min. well size, in.	Discharge size, in.	Dimensions						Weights		
							C, mm	Lp, mm	Lm, mm	Lt, mm	A, mm	B, mm	Pump, kg	Motor, kg	Total, kg
10EHM-1	29.9	29.1	MV8-30K-2-50-NSF	190.5	12	8 NPT	247	734.0854	948	1,682.0854	227.101	299.999	36.32	125	161.32
10EHM-2	59.8	57.4	MV8-75K-2-50-NSF	190.5	12	8 NPT	247	961.1868	1,283.0	2,244.1868	227.101	299.999	59.02	191.0	250.02
10EHM-3	89.8	85	MV8-92K-2-50-NSF	1428	12	8 NPT	247	1,188.2882	208	1,396.2882	227.101	299.999	81.72	600	681.72
10EHM-4	119.7	113.4	MV10-129K-2-50-NSF	232	12	8 NPT	247	1,415.3896	1,522	2,937.3896	227.101	299.999	104.42	249	353.42
10EHM-5	149.6	141.7	MV10-147K-2-50-NSF	232	12	8 NPT	247	1,642.4910	1,652	3,294.4910	227.101	299.999	127.12	272	399.12
10EHM-6	179.5	170.1	MV10-185K-2-50-NSF	232	12	8 NPT	247	1,869.5924	1,732	3,601.5924	227.101	299.999	149.82	287	436.82
10EHM-7	209.4	198.4	MV10-220K-2-50-NSF	232	12	8 NPT	247	2,096.6938	1,922	4,018.6938	227.101	299.999	172.52	302	474.52

* BEP for this pump is 280 m³/h.

10EBL – 2-pole, 50 Hz, BEP @ 322 m³/h

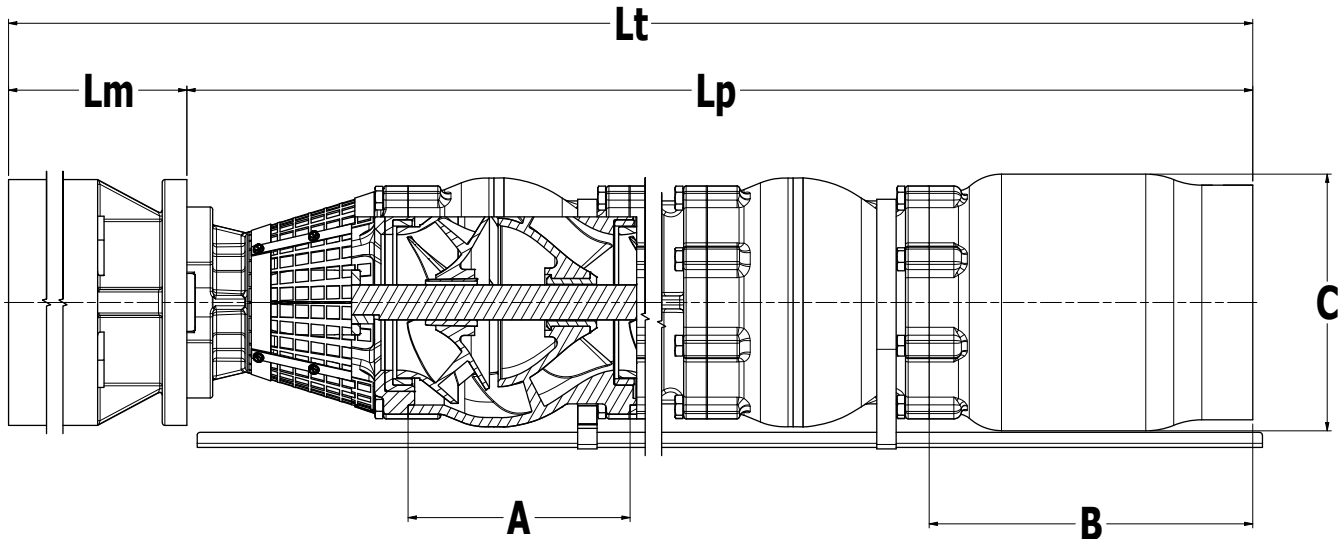
Performance curve – 1 to 11 stages



November 2022



10EBL – 2-pole, 50 Hz, BEP @ 322 m³/h, continued



A: Bowl length B: Discharge length C: Max. pump diameter Lp: Pump length Lm: Motor length Lt: Total length

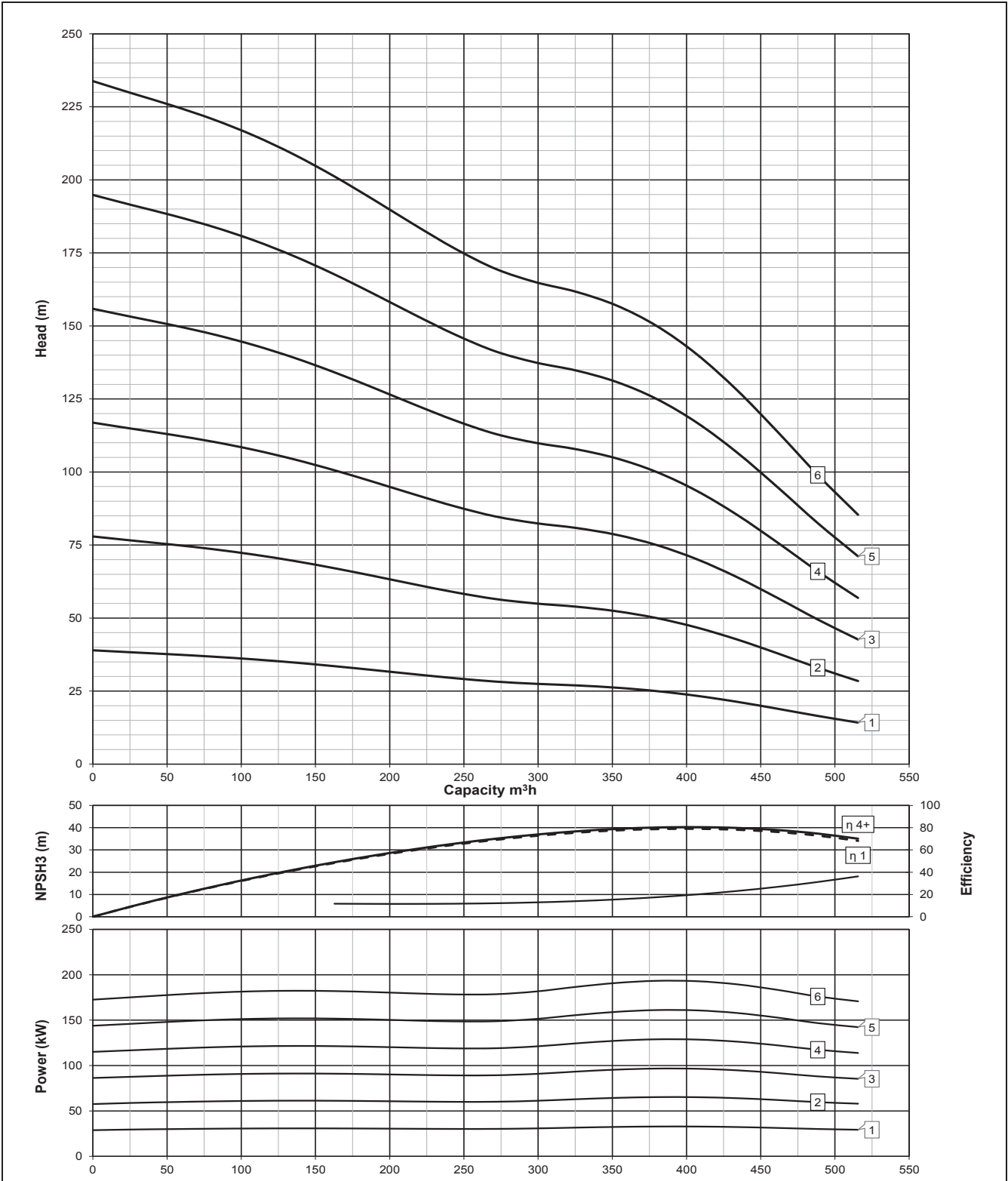
Technical data

Curve	Head @ BEP*, m	Power, kW	Motor	Motor diameter, mm	Min. well size, in.	Discharge size, in.	Dimensions						Weights		
							C, mm	Lp, mm	Lm, mm	Lt, mm	A, mm	B, mm	Pump, kg	Motor, kg	Total, kg
10EBL-1	20.7	23.9	MV8-30K-2-50-NSF	190.5	12	8 NPT	247	761.4	948	1,709.3904	254.406	299.999	36.3	125	161.3
10EBL-2	41.4	47.5	MV8-55K-2-50-NSF	190.5	12	8 NPT	247	1,015.7968	1,178.0	2,193.7968	254.406	299.999	59.0	166	225.0
10EBL-3	62.1	70.7	MV8-75K-2-50-NSF	190.5	12	8 NPT	247	1,270.2032	1,283.0	2,553.2032	254.406	299.999	81.7	191.0	272.7
10EBL-4	82.8	94.3	MV8-110K-2-50-NSF	190.5	12	8 NPT	247	1,524.6096	1,574	3,098.6096	254.406	299.999	104.4	229	333.4
10EBL-5	103.6	117.9	MV10-129K-2-50-NSF	232	12	8 NPT	247	1,779.0160	1,522	3,301.0160	254.406	299.999	127.1	249	376.1
10EBL-6	124.3	141.4	MV10-147K-2-50-NSF	232	12	8 NPT	247	2,033.4224	1,652	3,685.4224	254.406	299.999	149.8	272	421.8
10EBL-7	145	165	MV10-185K-2-50-NSF	232	12	8 NPT	247	2,287.8288	1,732	4,019.8288	254.406	299.999	172.5	287	459.5
10EBL-8	165.7	188.6	MV10-220K-2-50-NSF	232	12	8 NPT	247	2,542.2352	1,922	4,464.2352	254.406	299.999	195.2	302	497.2
10EBL-9	186.4	212.2	MV10-220K-2-50-NSF	232	12	8 NPT	247	2,796.6416	1,922	4,718.6416	254.406	299.999	217.9	302	519.9

* BEP for this pump is 322 m³/h.

10EBM — 2-pole, 50 Hz, BEP @ 402 m³/h

Performance curve — 1 to 11 stages

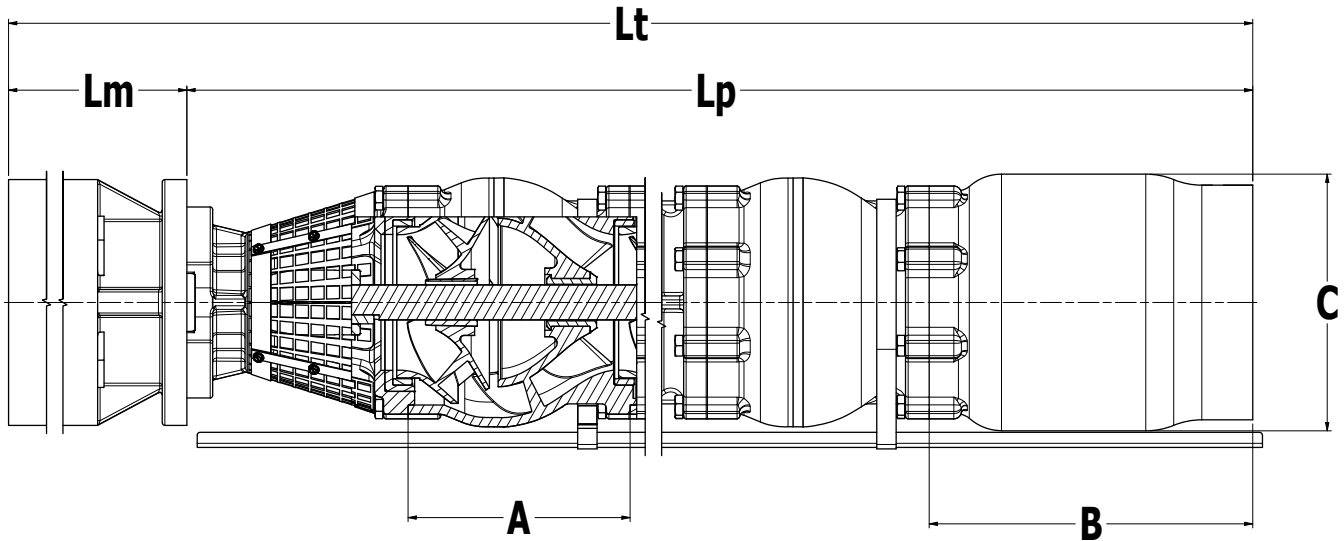


November 2022



50 Hz

10EBM — 2-pole, 50 Hz, BEP @ 402 m³/h, continued



A: Bowl length B: Discharge length C: Max. pump diameter Lp: Pump length Lm: Motor length Lt: Total length

Technical data

Curve	Head @ BEP*, m	Power, kW	Motor	Motor diameter, mm	Min. well size, in.	Discharge size, in.	Dimensions						Weights		
							C, mm	Lp, mm	Lm, mm	Lt, mm	A, mm	B, mm	Pump, kg	Motor, kg	Total, kg
10EBM-1	23.7	32.8	MV8-37K-2-50-NSF	190.5	12	8 NPT	247	761.4	1,008.0	1,769.3904	254.406	299.999	36.3	134	170.3
10EBM-2	47.4	65.2	MV8-75K-2-50-NSF	190.5	12	8 NPT	247	1,015.7968	1,283.0	2,298.7968	254.406	299.999	59.0	191.0	250.0
10EBM-3	71.1	96.6	MV8-110K-2-50-NSF	190.5	12	8 NPT	247	1,270.2032	1,574	2,844.2032	254.406	299.999	81.7	229	310.7
10EBM-4	94.8	128.8	MV10-129K-2-50-NSF	232.0	12	8 NPT	247	1,524.6096	1,522	3,046.6096	254.406	299.999	104.4	249	353.4
10EBM-5	118.5	161	MV10-185K-2-50-NSF	232.0	12	8 NPT	247	1,779.0160	1,732	3,511.016	254.406	299.999	127.1	287	414.1

* BEP for this pump is 402 m³/h.

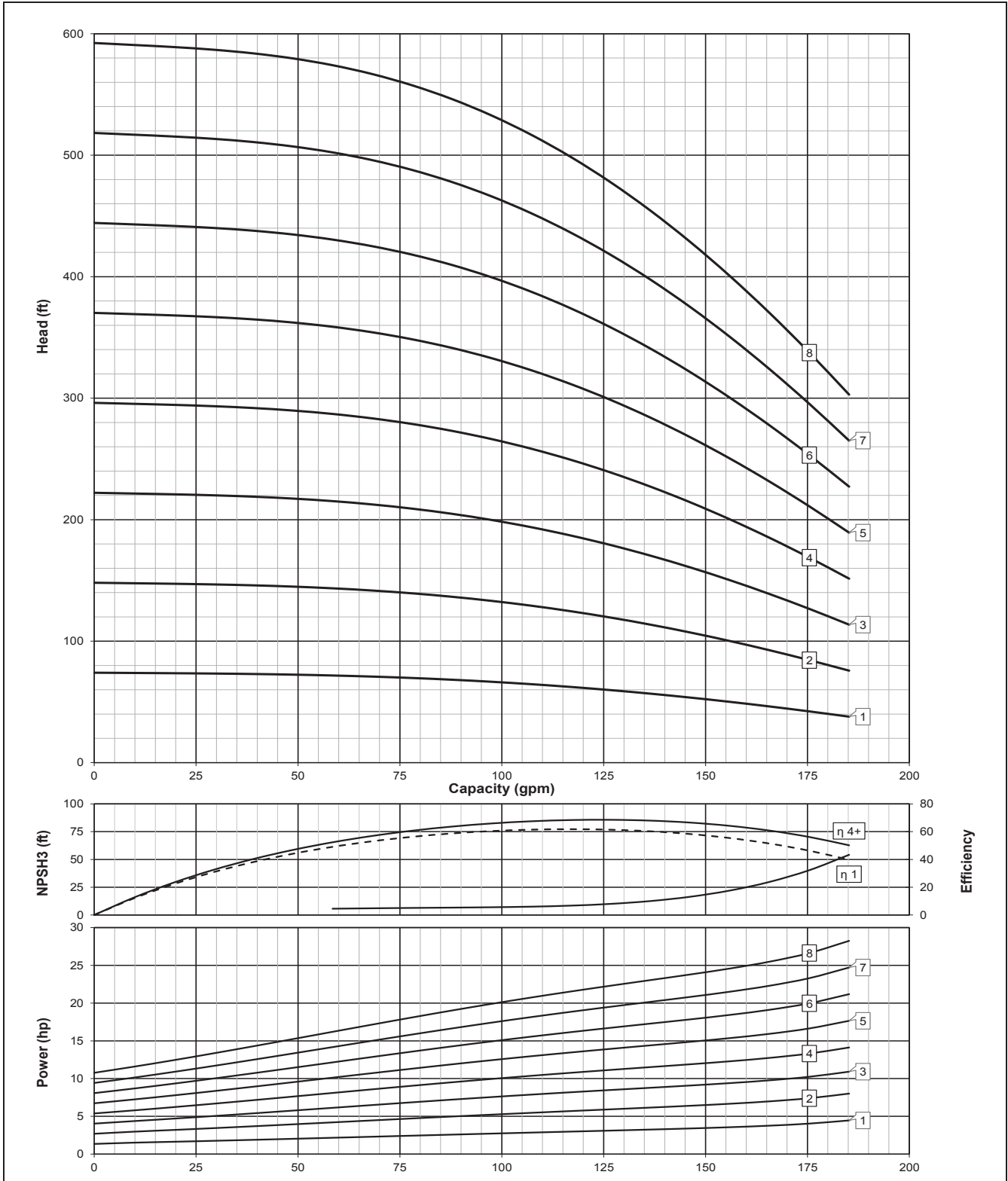
60 Hz

Table of contents

Model	Capacity @ BEP, gpm	Page number
06ELM	124	46 to 48
06EML	147	49 to 51
06EMM	191	52 to 54
06EHL	269	55 to 57
06EHM	318	58 to 60
08ELL	247	61 to 62
08ELM	291	63 to 64
08EML	422	65 to 66
08EMM	500	67 to 68
08EHL	700	69 to 70
08EHM	808	71 to 72
10EML	925	73 to 74
10EHL	1,118	75 to 76
10EMM	1,126	77 to 78
10EHM	1,477	79 to 80
10EBL	1,700	81 to 82
10EBM	2,123	83 to 84

06ELM – 2-pole, 60 Hz, BEP @ 124 gpm

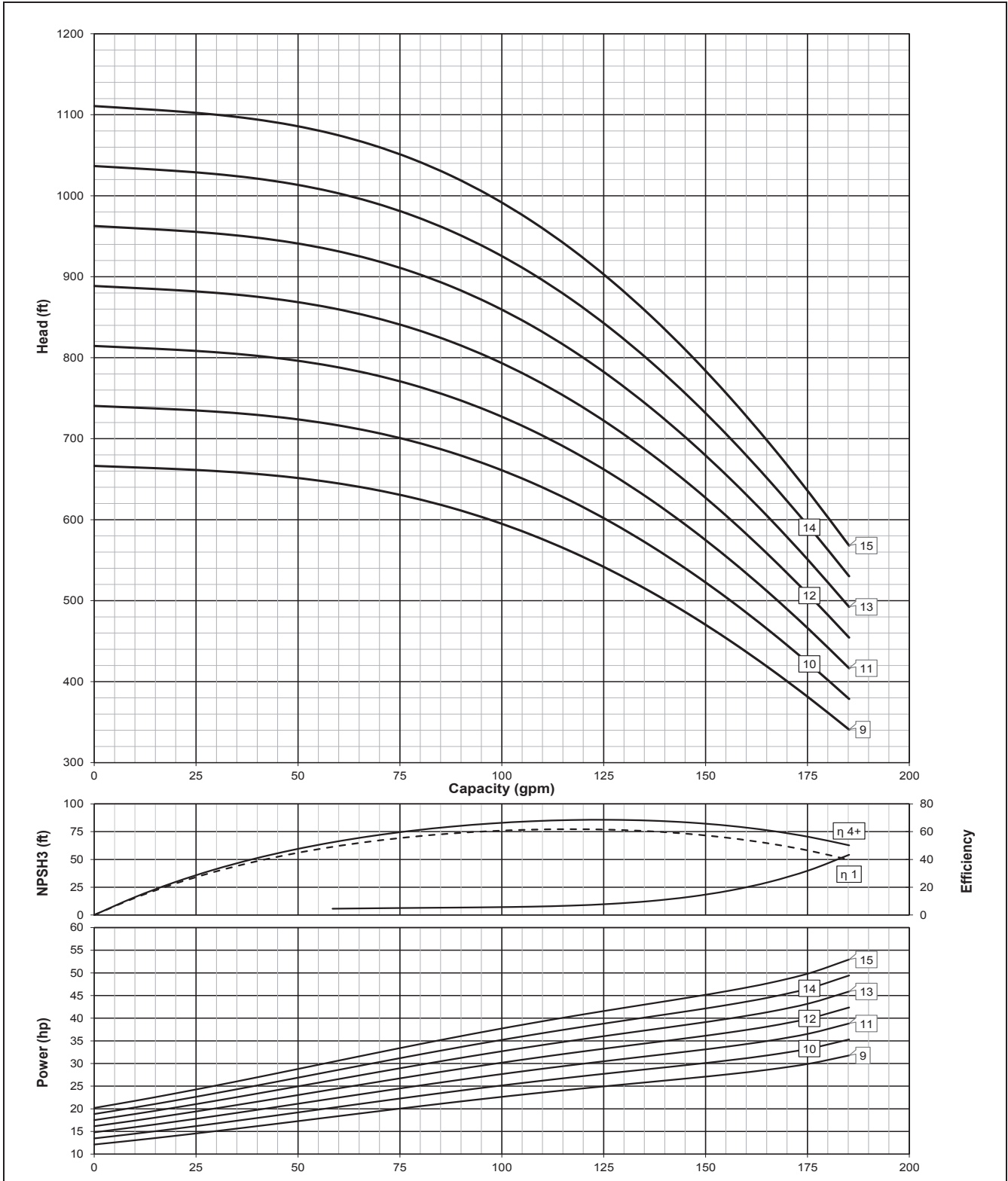
Performance curve – 1 to 8 stages



November 2022

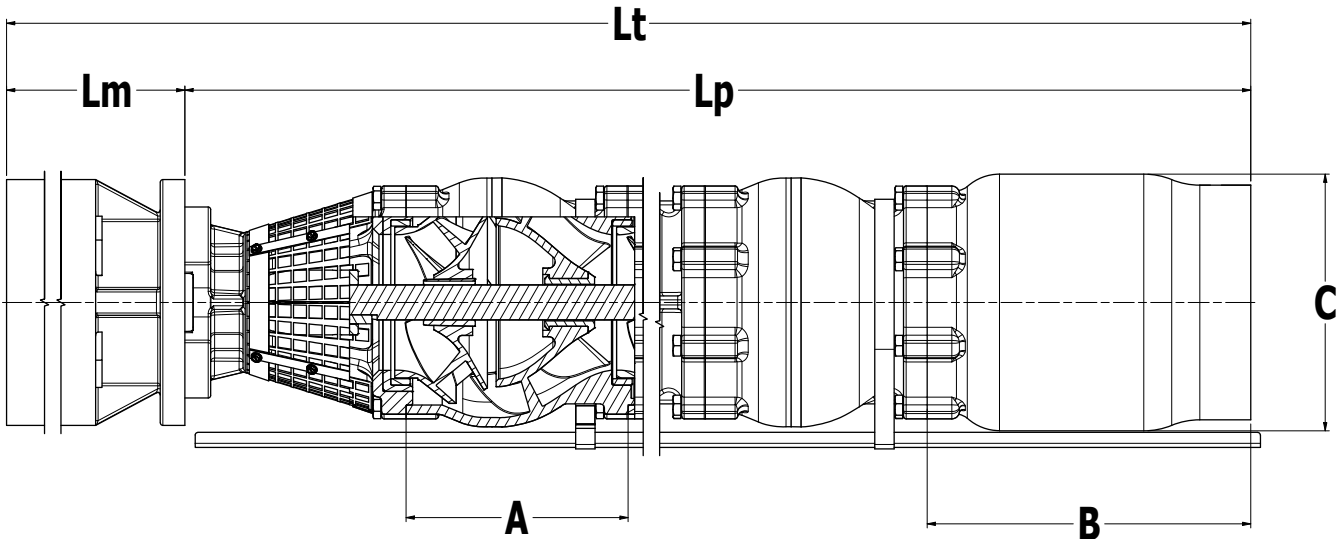
06ELM – 2-pole, 60 Hz, BEP @ 124 gpm, continued

Performance curve – 9 to 15 stages



November 2022

06ELM – 2-pole, 60 Hz, BEP @ 124 gpm, continued



A: Bowl length B: Discharge length C: Max. pump diameter Lp: Pump length Lm: Motor length Lt: Total length

Technical data

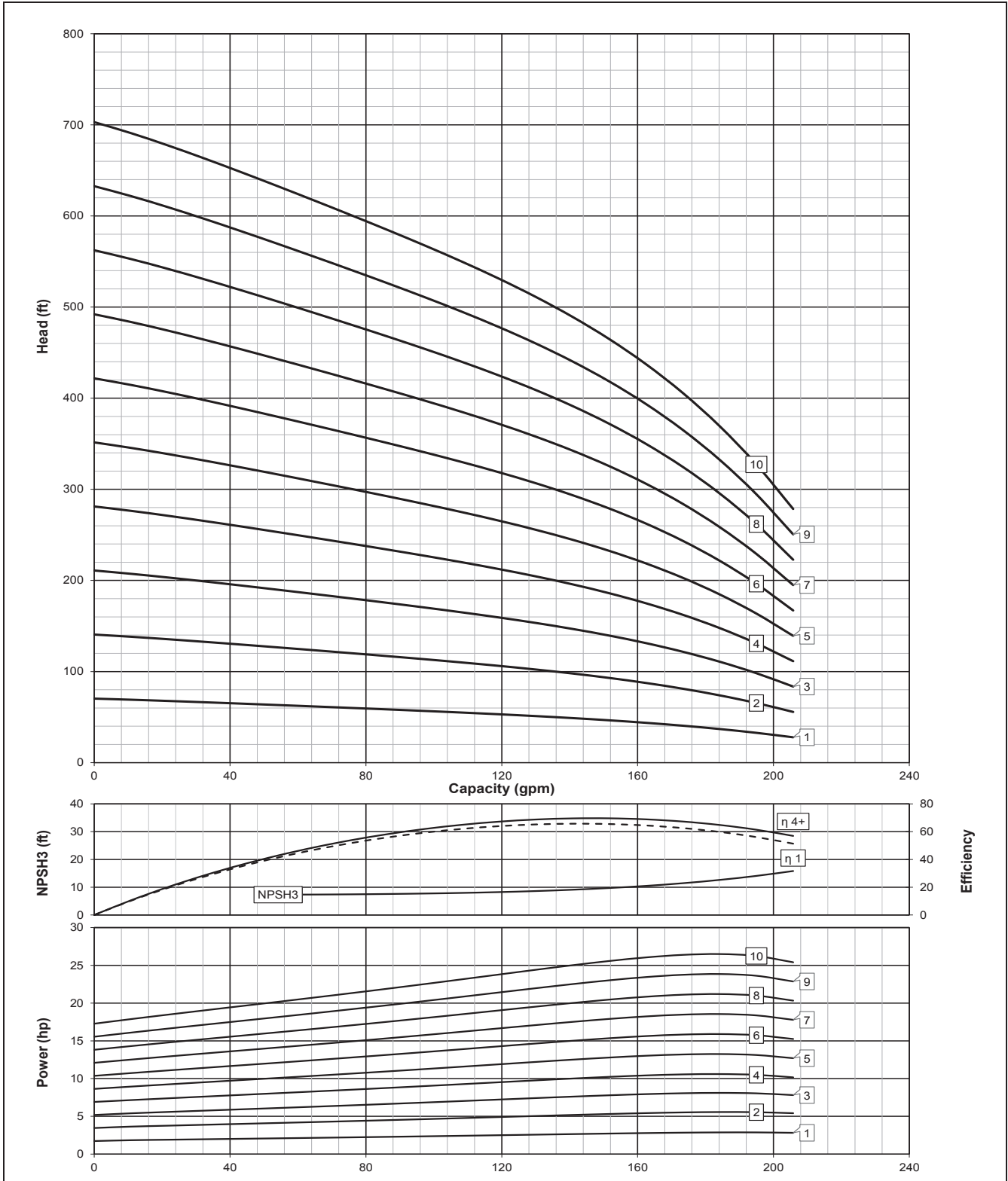
Curve	Head @ BEP*, ft	Power, hp	Motor	Motor diameter, in.	Min. well size, in.	Discharge size, in.	Dimensions						Weights		
							C, in.	Lp, in.	Lm, in.	Lt, in.	A, in.	B, in.	Pump, lbs	Motor, lbs	Total, lbs
06ELM-1	60.4	3.1	MV6-7.5H-2-60-NSF	5.59	8	4 NPT	5.75	16.7	24.5	41.2	4.197	6.89	25	92.5	117.5
06ELM-2	120.8	5.9	MV6-7.5H-2-60-NSF	5.59	8	4 NPT	5.75	20.9	24.5	45.4	4.197	6.89	37	92.5	129.5
06ELM-3	181.3	8.4	MV6-10H-2-60-NSF	5.59	8	4 NPT	5.75	25.1	27.7	52.8	4.197	6.89	49	105.7	154.7
06ELM-4	241.7	11.1	MV6-15H-2-60-NSF	5.59	8	4 NPT	5.75	29.3	31.3	60.6	4.197	6.89	61	127.8	188.8
06ELM-5	302.1	13.8	MV6-15H-2-60-NSF	5.59	8	4 NPT	5.75	33.5	31.3	64.8	4.197	6.89	73	127.8	200.8
06ELM-6	362.5	16.6	MV6-20H-2-60-NSF	5.59	8	4 NPT	5.75	37.7	36.1	73.8	4.197	6.89	85	154.2	239.2
06ELM-7	422.9	19.3	MV6-20H-2-60-NSF	5.59	8	4 NPT	5.75	41.9	36.1	78.0	4.197	6.89	97	154.2	251.2
06ELM-8	483.4	22.1	MV6-25H-2-60-NSF	5.59	8	4 NPT	5.75	46.1	37.4	83.5	4.197	6.89	109	163.0	272.0
06ELM-9	543.8	24.9	MV6-25H-2-60-NSF	5.59	8	4 NPT	5.75	50.3	37.4	87.7	4.197	6.89	121	163.0	284.0
06ELM-10	604.2	27.6	MV6-30H-2-60-NSF	5.59	8	4 NPT	5.75	54.5	41.4	95.9	4.197	6.89	133	187.2	320.2
06ELM-11	664.6	30.4	MV6-40H-2-60-NSF	5.59	8	4 NPT	5.75	58.7	47.1	105.8	4.197	6.89	145	222.5	367.5
06ELM-12	725	33.2	MV6-40H-2-60-NSF	5.59	8	4 NPT	5.75	62.9	47.1	110.0	4.197	6.89	157	222.5	379.5
06ELM-13	785.5	35.9	MV6-40H-2-60-NSF	5.59	8	4 NPT	5.75	67.1	47.1	114.2	4.197	6.89	169	222.5	391.5
06ELM-14	845.9	38.7	MV6-40H-2-60-NSF	5.59	8	4 NPT	5.75	71.3	47.1	118.4	4.197	6.89	181	222.5	403.5
06ELM-15	906.3	41.4	MV6-50H-2-60-NSF	5.59	8	4 NPT	5.75	75.5	51.0	126.5	4.197	6.89	193	237.9	430.9

* BEP for this pump is 124 gpm.

60 Hz

06EML – 2-pole, 60 Hz, BEP @ 147 gpm

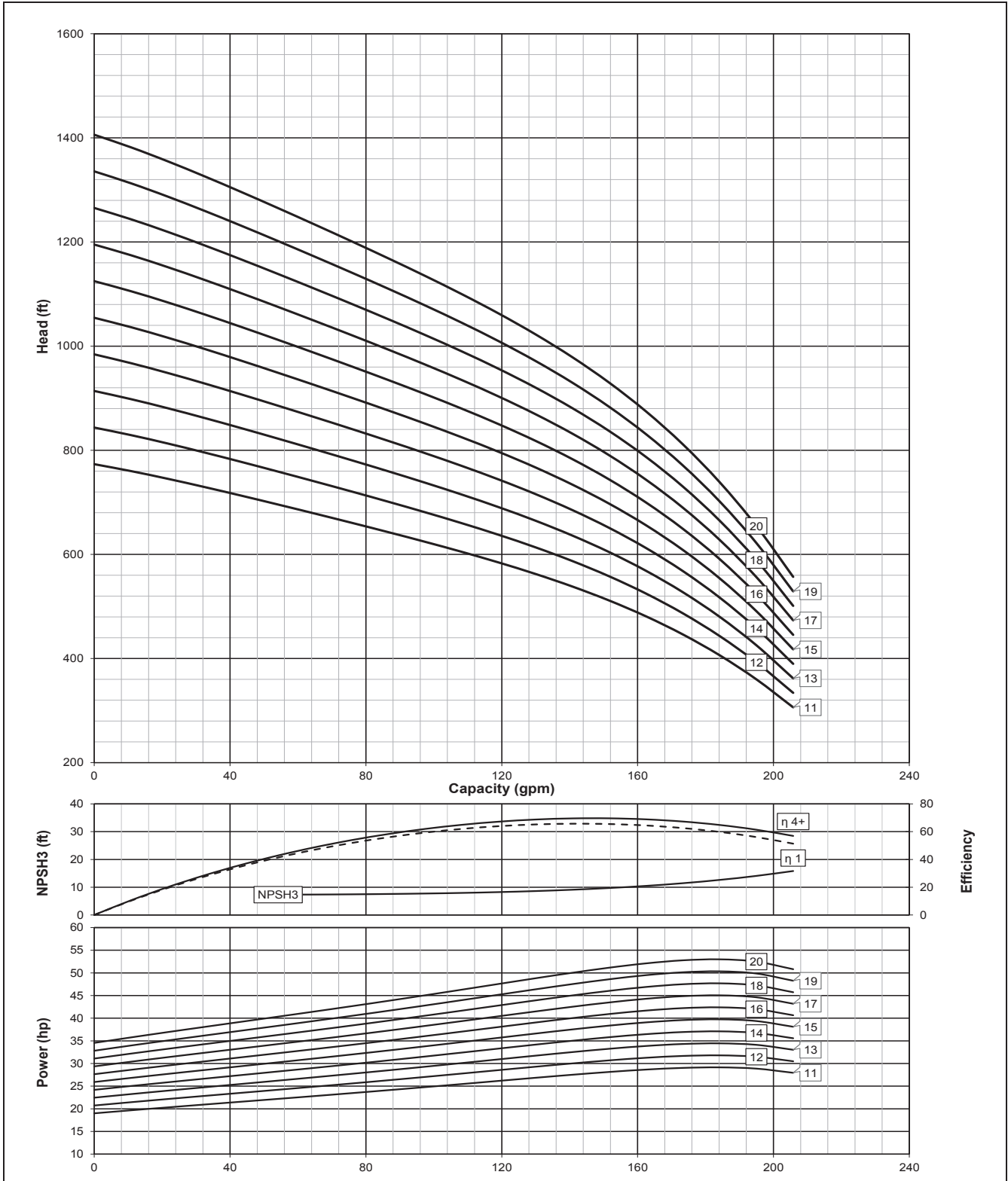
Performance curve – 1 to 10 stages



November 2022

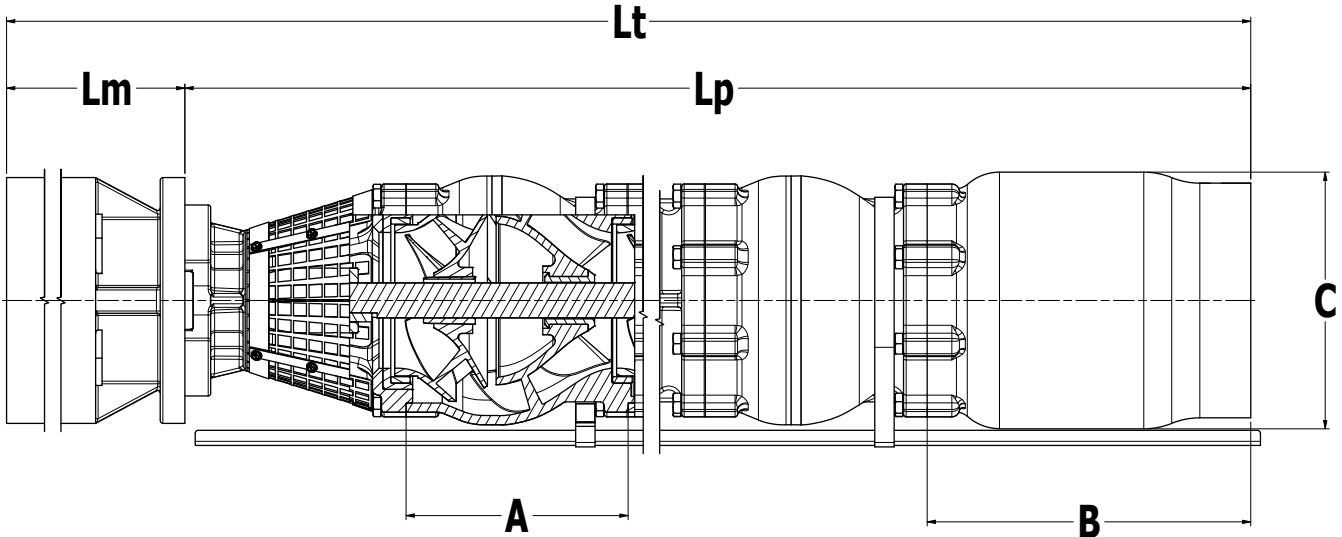
06EML – 2-pole, 60 Hz, BEP @ 147 gpm, continued

Performance curve – 11 to 20 stages



November 2022

06EML – 2-pole, 60 Hz, BEP @ 147 gpm, continued



A: Bowl length **B:** Discharge length **C:** Max. pump diameter **Lp:** Pump length **Lm:** Motor length **Lt:** Total length

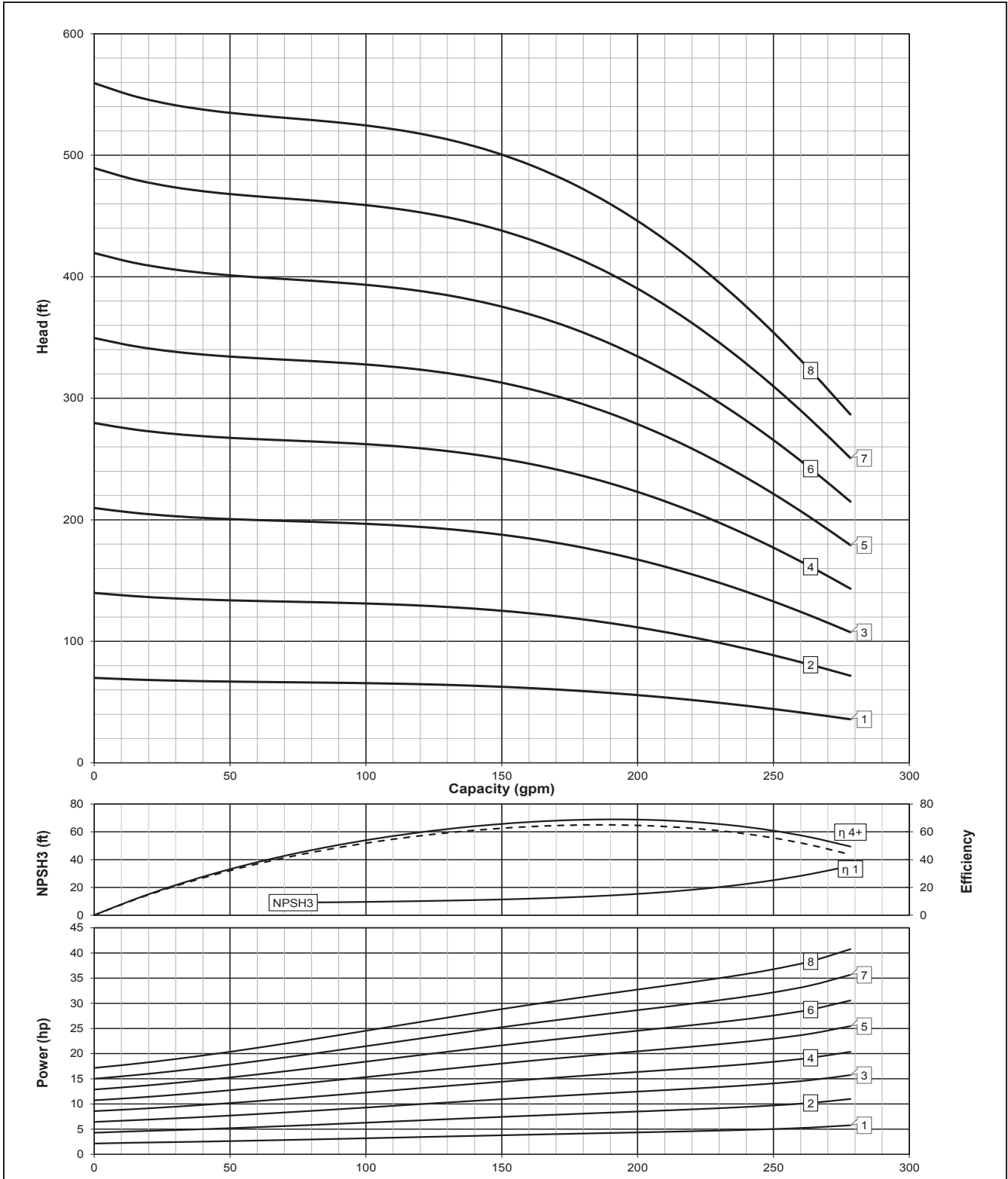
Technical data

Curve	Head @ BEP*, ft	Power, hp	Motor	Motor diameter, in.	Min. well size, in.	Discharge size, in.	Dimensions						Weights		
							C, in.	Lp, in.	Lm, in.	Lt, in.	A, in.	B, in.	Pump, lbs	Motor, lbs	Total, lbs
06EML-1	47.6	2.7	MV6-7.5H-2-60-NSF	5.59	8	4 NPT	5.75	17.1	24.5	41.6	4.606	6.89	25	92.5	117.5
06EML-2	95.1	5.3	MV6-7.5H-2-60-NSF	5.59	8	4 NPT	5.75	21.7	24.5	46.2	4.606	6.89	37	92.5	129.5
06EML-3	142.7	7.7	MV6-10H-2-60-NSF	5.59	8	4 NPT	5.75	26.3	27.7	54.0	4.606	6.89	49	105.7	154.7
06EML-4	190.3	10.1	MV6-15H-2-60-NSF	5.59	8	4 NPT	5.75	30.9	31.3	62.3	4.606	6.89	61	127.8	188.8
06EML-5	237.9	12.7	MV6-15H-2-60-NSF	5.59	8	4 NPT	5.75	35.5	31.3	66.9	4.606	6.89	73	127.8	200.8
06EML-6	285.4	15.2	MV6-20H-2-60-NSF	5.59	8	4 NPT	5.75	40.1	36.1	76.3	4.606	6.89	85	154.2	239.2
06EML-7	333	17.7	MV6-20H-2-60-NSF	5.59	8	4 NPT	5.75	44.7	36.1	80.9	4.606	6.89	97	154.2	251.2
06EML-8	380.6	20.3	MV6-25H-2-60-NSF	5.59	8	4 NPT	5.75	49.3	37.4	86.8	4.606	6.89	109	163.0	272.0
06EML-9	428.2	22.8	MV6-25H-2-60-NSF	5.59	8	4 NPT	5.75	53.9	37.4	91.4	4.606	6.89	121	163.0	284.0
06EML-10	475.7	25.3	MV6-30H-2-60-NSF	5.59	8	4 NPT	5.75	58.5	41.4	99.9	4.606	6.89	133	187.2	320.2
06EML-11	523.3	27.9	MV6-30H-2-60-NSF	5.59	8	4 NPT	5.75	63.1	41.4	104.5	4.606	6.89	145	187.2	332.2
06EML-12	570.9	30.4	MV6-40H-2-60-NSF	5.59	8	4 NPT	5.75	67.7	47.1	114.8	4.606	6.89	157	222.5	379.5
06EML-13	618.4	32.9	MV6-40H-2-60-NSF	5.59	8	4 NPT	5.75	72.3	47.1	119.4	4.606	6.89	169	222.5	391.5
06EML-14	666	35.5	MV6-40H-2-60-NSF	5.59	8	4 NPT	5.75	76.9	47.1	124.0	4.606	6.89	181	222.5	403.5
06EML-15	713.6	38	MV6-40H-2-60-NSF	5.59	8	4 NPT	5.75	81.5	47.1	128.6	4.606	6.89	193	222.5	415.5
06EML-16	761.2	40.5	MV6-50H-2-60-NSF	5.59	8	4 NPT	5.75	86.1	51.0	137.1	4.606	6.89	205	237.9	442.9
06EML-17	808.7	43.1	MV6-50H-2-60-NSF	5.59	8	4 NPT	5.75	90.7	51.0	141.7	4.606	6.89	217	237.9	454.9
06EML-18	856.3	45.6	MV6-50H-2-60-NSF	5.59	8	4 NPT	5.75	95.3	51.0	146.3	4.606	6.89	229	237.9	466.9
06EML-19	903.9	48.1	MV6-50H-2-60-NSF	5.59	8	4 NPT	5.75	99.9	51.0	150.9	4.606	6.89	241	237.9	478.9
06EML-20	951.4	50.7	MS6-60H-2-60-NSF	5.59	8	4 NPT	5.75	104.5	51.8	156.3	4.606	6.89	253	259.0	512.0

* BEP for this pump is 147 gpm.

06EMM – 2-pole, 60 Hz, BEP @ 191 gpm

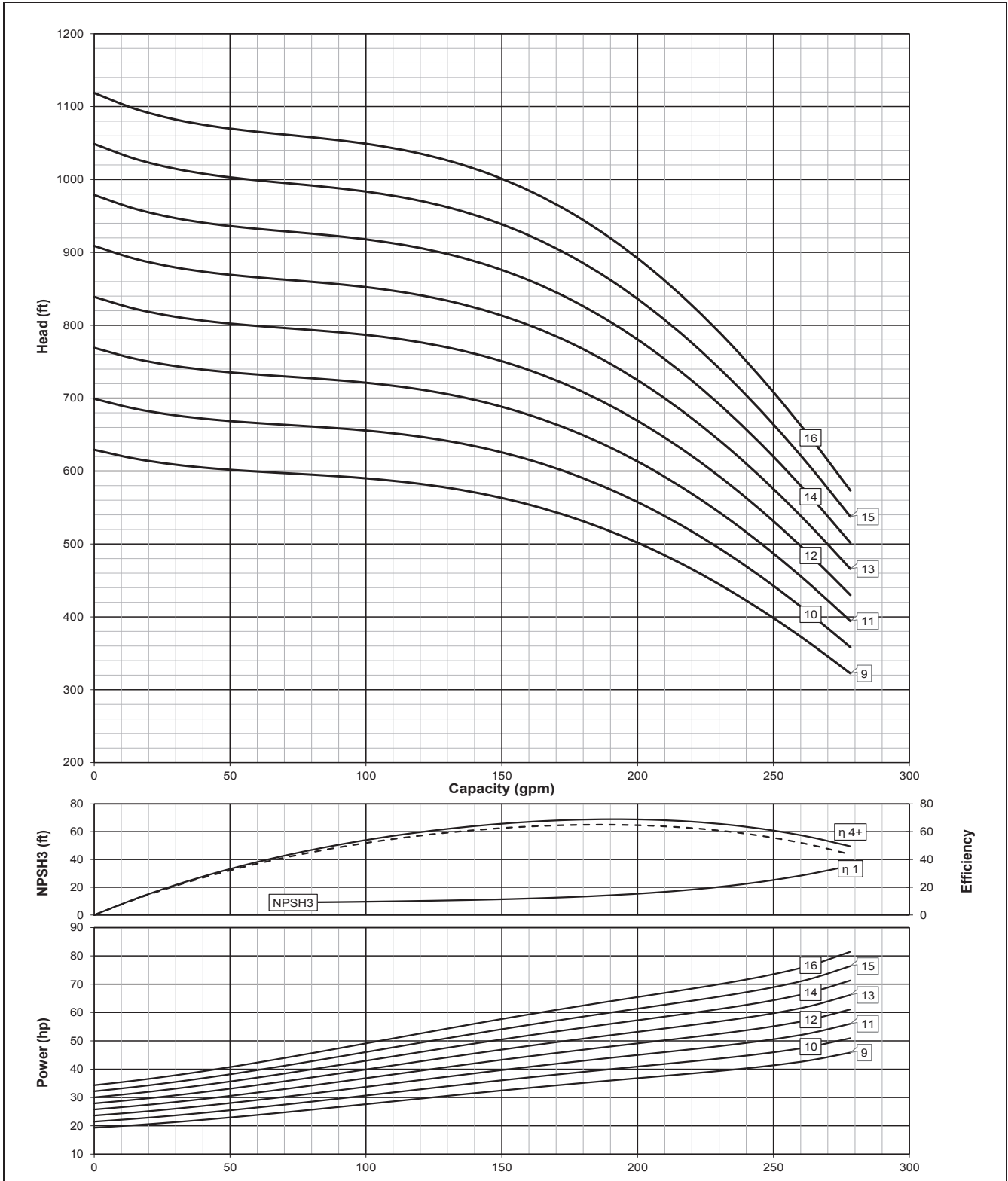
Performance curve – 1 to 8 stages



November 2022

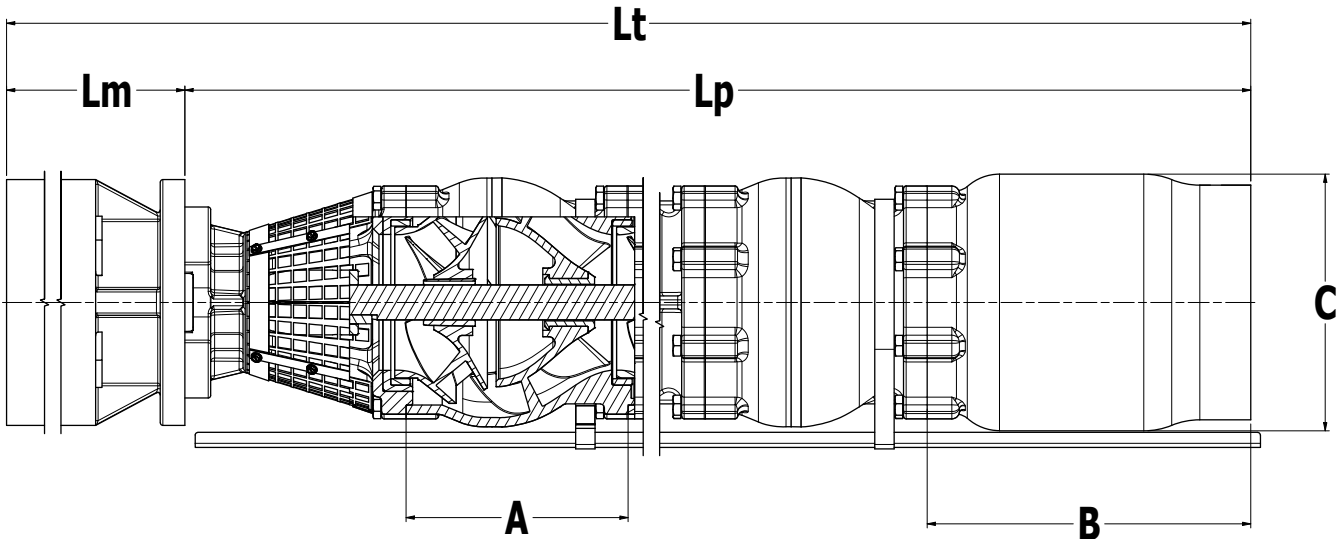
06EMM – 2-pole, 60 Hz, BEP @ 191 gpm, continued

Performance curve – 9 to 16 stages



November 2022

06EMM – 2-pole, 60 Hz, BEP @ 191 gpm, continued



A: Bowl length B: Discharge length C: Max. pump diameter Lp: Pump length Lm: Motor length Lt: Total length

Technical data

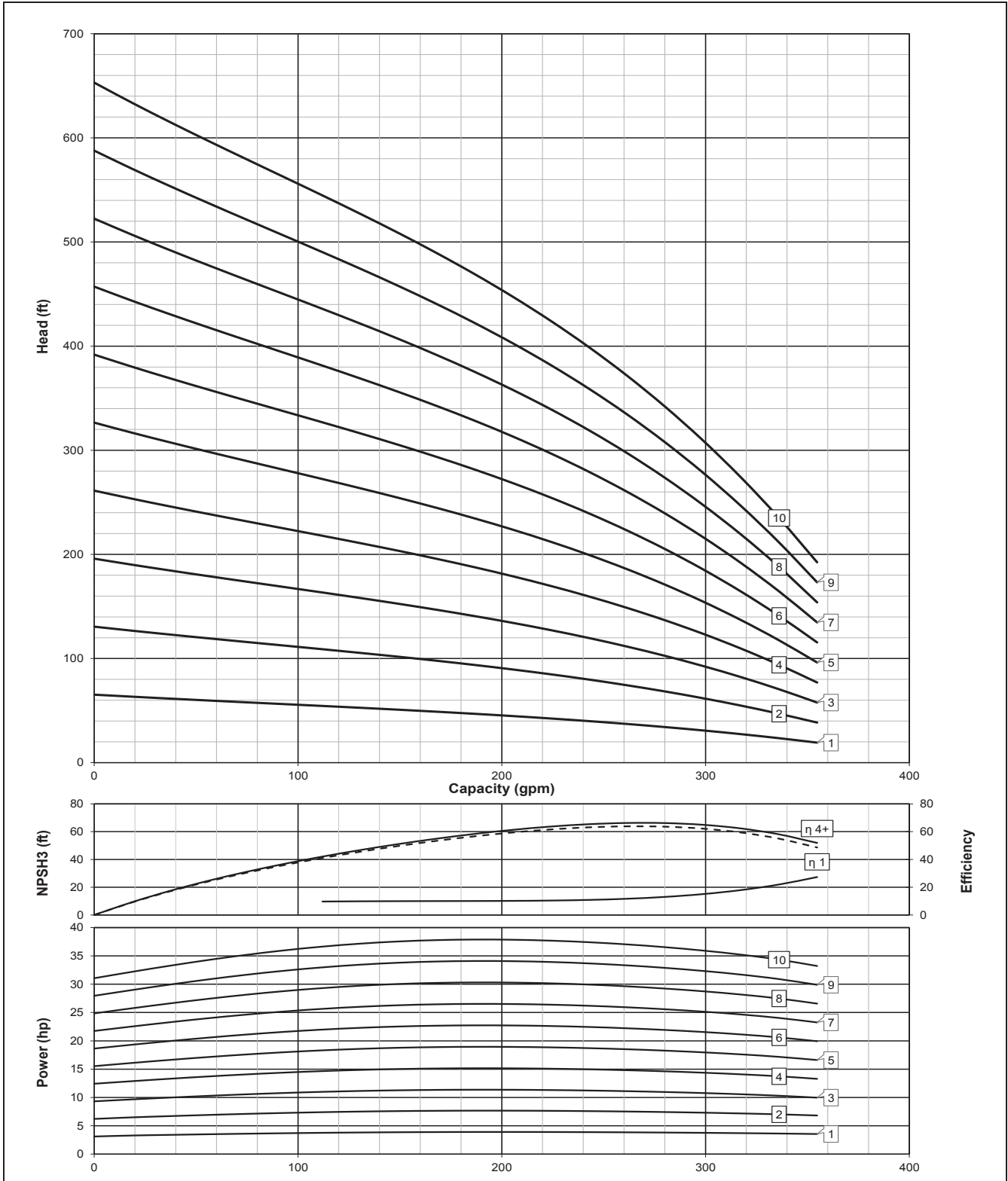
Curve	Head @ BEP*, ft	Power, hp	Motor	Motor diameter, in.	Min. well size, in.	Discharge size, in.	Dimensions						Weights		
							C, in.	Lp, in.	Lm, in.	Lt, in.	A, in.	B, in.	Pump, lbs	Motor, lbs	Total, lbs
06EMM-1	57.2	4.3	MV6-7.5H-2-60-NSF	5.59	8	4 NPT	5.75	17.1	24.5	41.6	4.606	6.89	25	92.5	117.5
06EMM-2	114.5	8.3	MV6-10H-2-60-NSF	5.59	8	4 NPT	5.75	21.7	27.7	49.4	4.606	6.89	37	105.7	142.7
06EMM-3	171.7	12.2	MV6-15H-2-60-NSF	5.59	8	4 NPT	5.75	26.3	31.3	57.7	4.606	6.89	49	127.8	176.8
06EMM-4	228.9	16	MV6-20H-2-60-NSF	5.59	8	4 NPT	5.75	30.9	36.1	67.1	4.606	6.89	61	154.2	215.2
06EMM-5	286.2	20.1	MV6-25H-2-60-NSF	5.59	8	4 NPT	5.75	35.5	37.4	73.0	4.606	6.89	73	163.0	236.0
06EMM-6	343.4	24.1	MV6-25H-2-60-NSF	5.59	8	4 NPT	5.75	40.1	37.4	77.6	4.606	6.89	85	163.0	248.0
06EMM-7	400.6	28.1	MV6-30H-2-60-NSF	5.59	8	4 NPT	5.75	44.7	41.4	86.1	4.606	6.89	97	187.2	284.2
06EMM-8	457.8	32.1	MV6-40H-2-60-NSF	5.59	8	4 NPT	5.75	49.3	47.1	96.4	4.606	6.89	109	222.5	331.5
06EMM-9	515.1	36.1	MV6-40H-2-60-NSF	5.59	8	4 NPT	5.75	53.9	47.1	101.0	4.606	6.89	121	222.5	343.5
06EMM-10	572.3	40.1	MV6-50H-2-60-NSF	5.59	8	4 NPT	5.75	58.5	51.0	109.5	4.606	6.89	133	237.9	370.9
06EMM-11	629.5	44.1	MV6-50H-2-60-NSF	5.59	8	4 NPT	5.75	63.1	51.0	114.1	4.606	6.89	145	237.9	382.9
06EMM-12	686.8	48.1	MV6-50H-2-60-NSF	5.59	8	4 NPT	5.75	67.7	51.0	118.7	4.606	6.89	157	237.9	394.9
06EMM-13	744	52.2	MS6-60H-2-60-NSF	5.59	8	4 NPT	5.75	72.3	51.8	124.1	4.606	6.89	169	259.0	428.0
06EMM-14	801.2	56.2	MS6-60H-2-60-NSF	5.59	8	4 NPT	5.75	76.9	51.8	128.7	4.606	6.89	181	259.0	440.0
06EMM-15	858.5	60.2	MS6-70H-2-60-NSF	5.59	8	4 NPT	5.75	81.5	54.1	135.7	4.606	6.89	193	276.0	469.0
06EMM-16	915.7	64.2	MS6-70H-2-60-NSF	5.59	8	4 NPT	5.75	86.1	54.1	140.3	4.606	6.89	205	276.0	481.0

* BEP for this pump is 191 gpm.

60 Hz

06EHL – 2-pole, 60 Hz, BEP @ 269 gpm

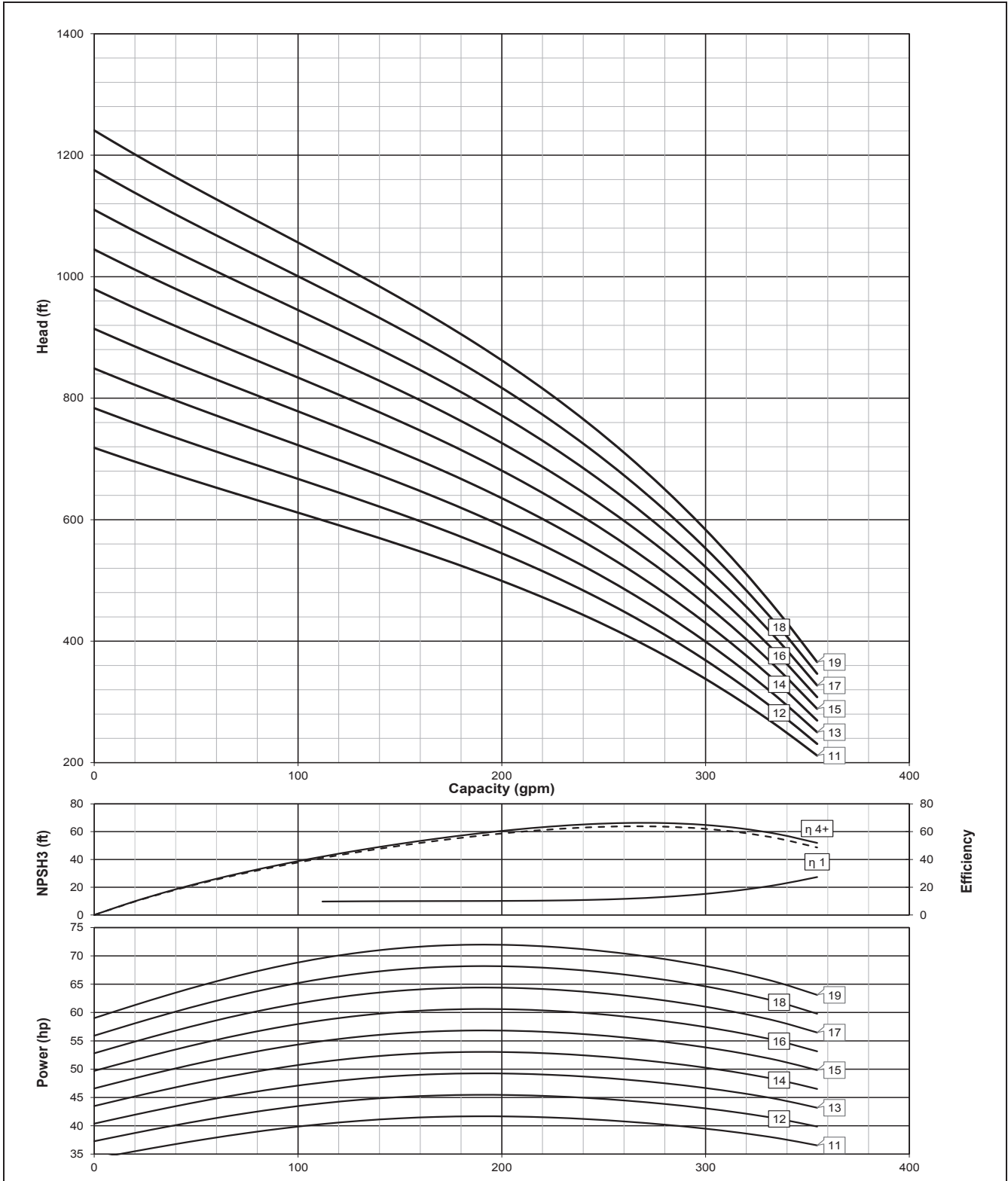
Performance curve – 1 to 10 stages



November 2022

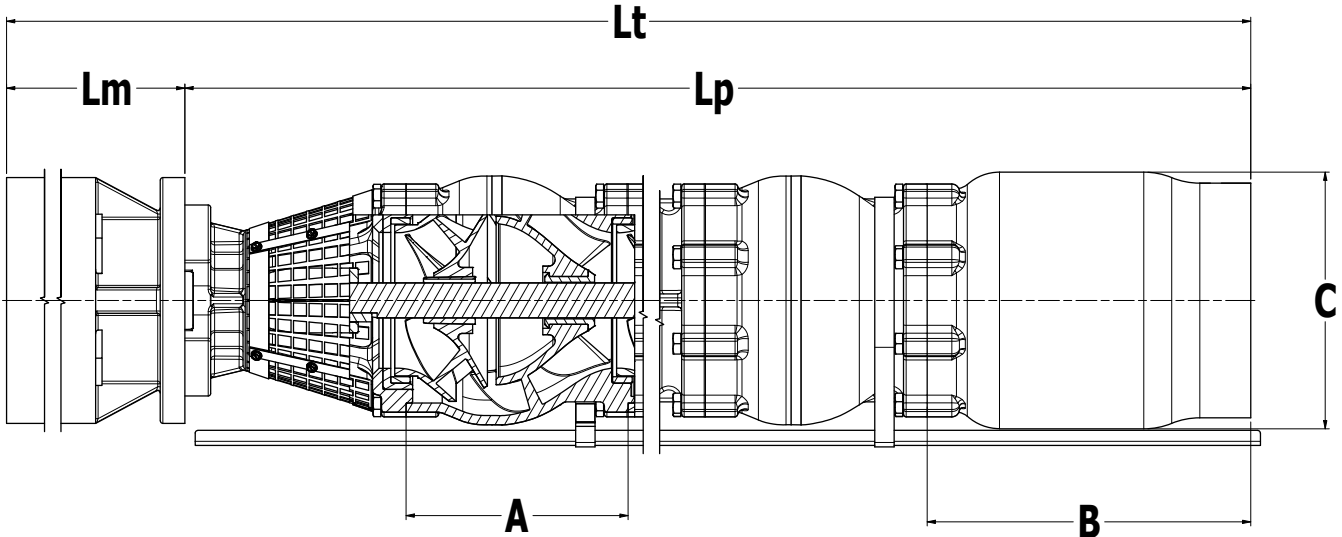
06EHL – 2-pole, 60 Hz, BEP @ 269 gpm, continued

Performance curve – 11 to 20 stages



November 2022

06EHL – 2-pole, 60 Hz, BEP @ 269 gpm, continued



A: Bowl length **B:** Discharge length **C:** Max. pump diameter **Lp:** Pump length **Lm:** Motor length **Lt:** Total length

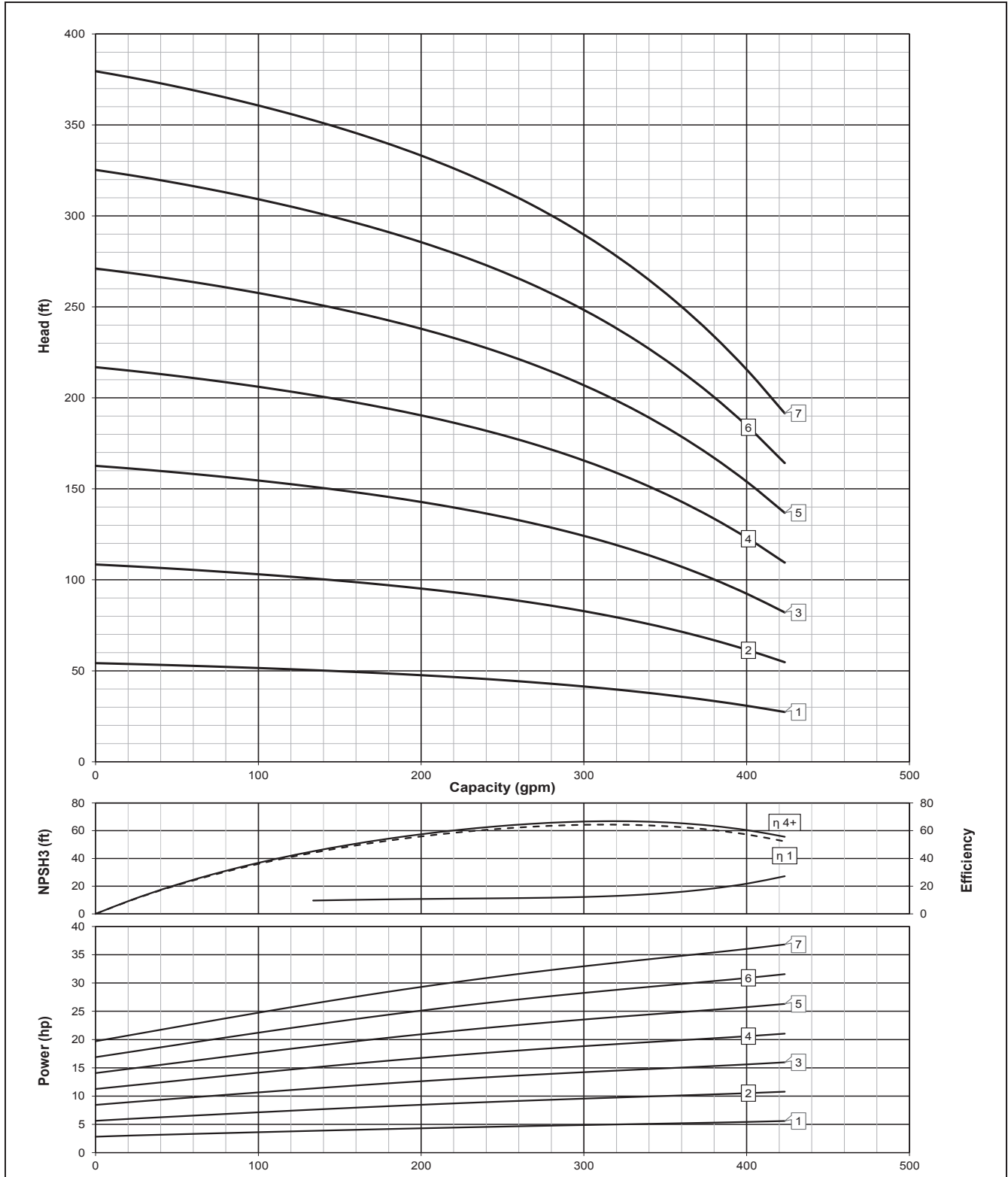
Technical data

Curve	Head @ BEP*, ft	Power, hp	Motor	Motor diameter, in.	Min. well size, in.	Discharge size, in.	Dimensions						Weights		
							C, in.	Lp, in.	Lm, in.	Lt, in.	A, in.	B, in.	Pump, lbs	Motor, lbs	Total, lbs
06EHL-1	35.9	3.8	MV6-7.5H-2-60-NSF	5.59	8	4 NPT	5.75	17.4	24.5	41.9	5.63	6.89	25	92.5	117.5
06EHL-2	71.8	7.5	MV6-7.5H-2-60-NSF	5.59	8	4 NPT	5.75	22.3	24.5	46.8	5.63	6.89	37	92.5	129.5
06EHL-3	107.8	11	MV6-15H-2-60-NSF	5.59	8	4 NPT	5.75	27.2	31.3	58.5	5.63	6.89	49	127.8	176.8
06EHL-4	143.7	14.7	MV6-15H-2-60-NSF	5.59	8	4 NPT	5.75	32.0	31.3	63.4	5.63	6.89	61	127.8	188.8
06EHL-5	179.6	18.4	MV6-20H-2-60-NSF	5.59	8	4 NPT	5.75	36.9	36.1	73.1	5.63	6.89	73	154.2	227.2
06EHL-6	215.5	22.1	MV6-25H-2-60-NSF	5.59	8	4 NPT	5.75	41.8	37.4	79.2	5.63	6.89	85	163.0	248.0
06EHL-7	251.4	25.8	MV6-30H-2-60-NSF	5.59	8	4 NPT	5.75	46.7	41.4	88.1	5.63	6.89	97	187.2	284.2
06EHL-8	287.4	29.5	MV6-30H-2-60-NSF	5.59	8	4 NPT	5.75	51.6	41.4	92.9	5.63	6.89	109	187.2	296.2
06EHL-9	323.3	33.1	MV6-40H-2-60-NSF	5.59	8	4 NPT	5.75	56.4	47.1	103.5	5.63	6.89	121	222.5	343.5
06EHL-10	359.2	36.8	MV6-40H-2-60-NSF	5.59	8	4 NPT	5.75	61.3	47.1	108.4	5.63	6.89	133	222.5	355.5
06EHL-11	395.1	40.5	MV6-50H-2-60-NSF	5.59	8	4 NPT	5.75	66.2	51.0	117.2	5.63	6.89	145	237.9	382.9
06EHL-12	431	44.2	MV6-50H-2-60-NSF	5.59	8	4 NPT	5.75	71.1	51.0	122.1	5.63	6.89	157	237.9	394.9
06EHL-13	467	47.9	MV6-50H-2-60-NSF	5.59	8	4 NPT	5.75	76.0	51.0	127.0	5.63	6.89	169	237.9	406.9
06EHL-14	502.9	51.6	MS6-60H-2-60-NSF	5.59	8	4 NPT	5.75	80.8	51.8	132.6	5.63	6.89	181	259	440
06EHL-15	538.8	55.2	MS6-60H-2-60-NSF	5.59	8	4 NPT	5.75	80.8	51.8	137.5	5.63	6.89	181	259	452
06EHL-16	574.7	58.9	MS6-60H-2-60-NSF	5.59	8	4 NPT	5.75	80.8	51.8	142.4	5.63	6.89	181	259	464
06EHL-17	610.6	62.6	MS6-70H-2-60-NSF	5.59	8	4 NPT	5.75	80.8	54.1	149.6	5.63	6.89	181	276	493
06EHL-18	646.6	66.3	MS6-70H-2-60-NSF	5.59	8	4 NPT	5.75	80.8	54.1	154.5	5.63	6.89	181	276	505
06EHL-19	682.5	70	MS6-70H-2-60-NSF	5.59	8	4 NPT	5.75	80.8	54.1	159.4	5.63	6.89	181	276	517

* BEP for this pump is 269 gpm.

06EHM — 2-pole, 60 Hz, BEP @ 318 gpm

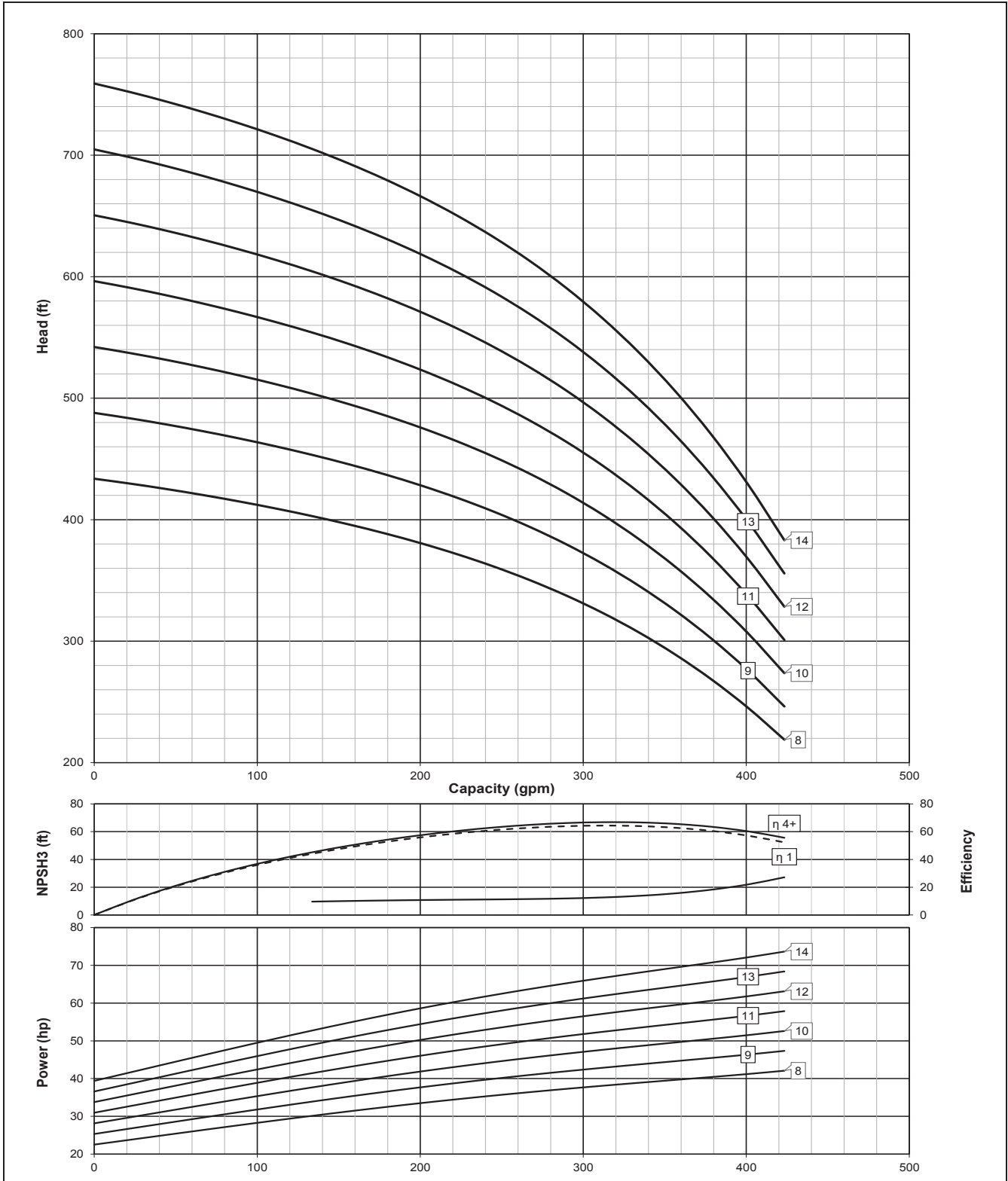
Performance curve — 1 to 7 stages



November 2022

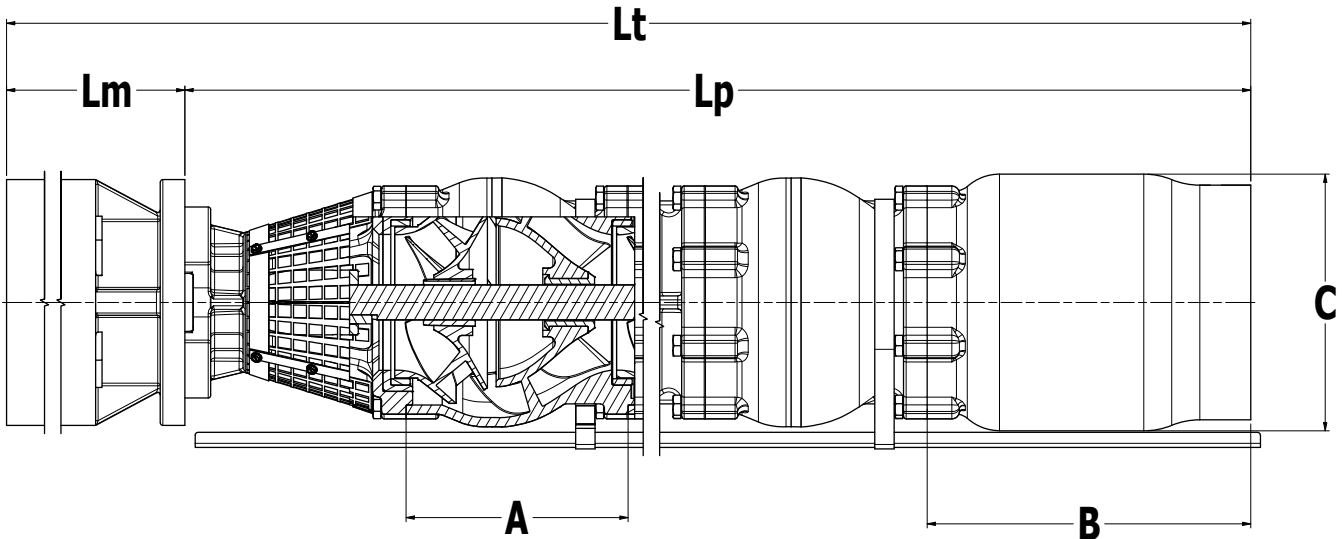
06EHM — 2-pole, 60 Hz, BEP @ 318 gpm, continued

Performance curve — 8 to 14 stages



November 2022

06EHM — 2-pole, 60 Hz, BEP @ 318 gpm, continued



A: Bowl length B: Discharge length C: Max. pump diameter Lp: Pump length Lm: Motor length Lt: Total length

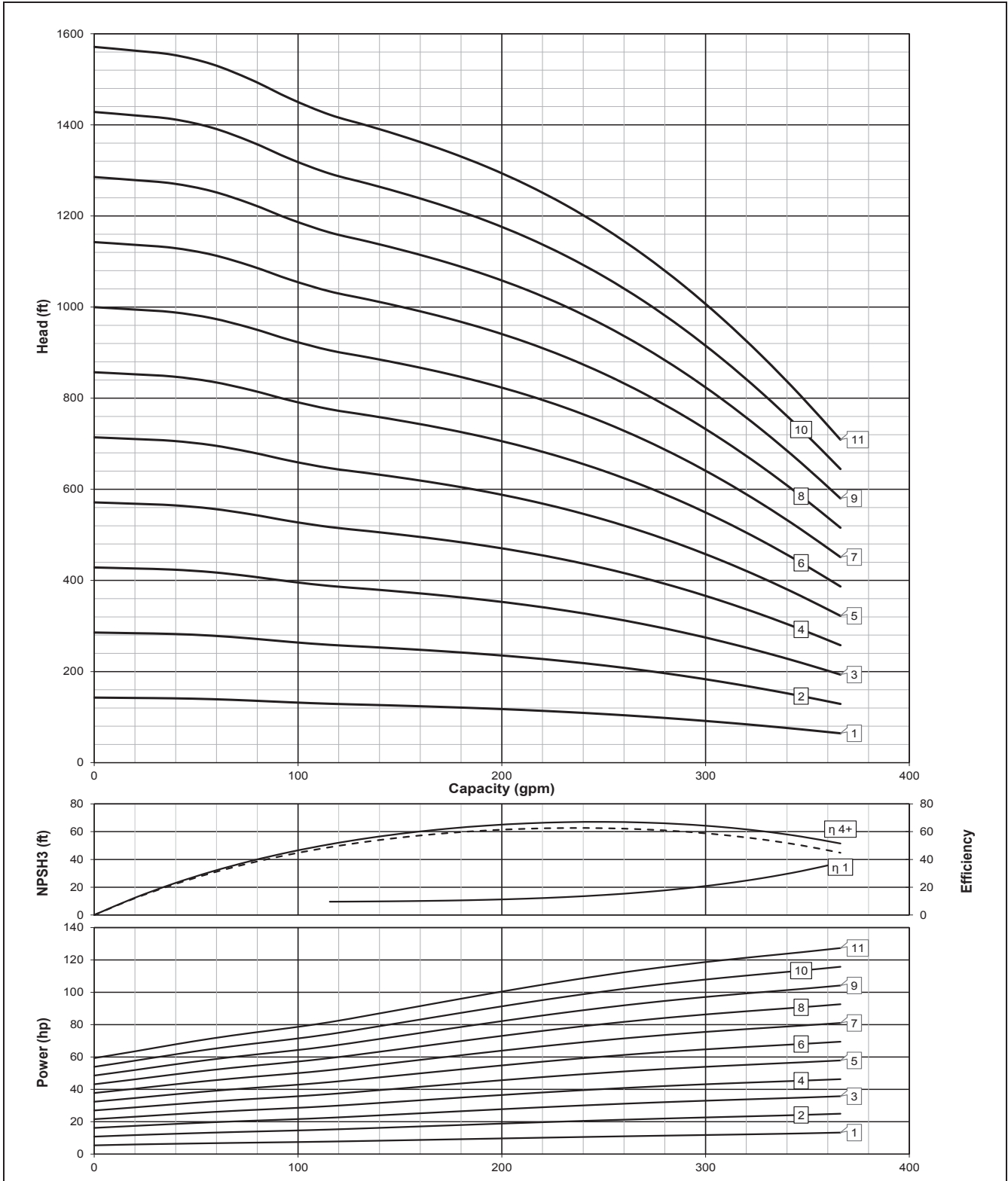
Technical data

Curve	Head @ BEP*, ft	Power, hp	Motor	Motor diameter, in.	Min. well size, in.	Discharge size, in.	Dimensions						Weights		
							C, in.	Lp, in.	Lm, in.	Lt, in.	A, in.	B, in.	Pump, lbs	Motor, lbs	Total, lbs
06EHM-1	39.8	5	MV6-7.5H-2-60-NSF	5.59	8	4 NPT	5.75	17.4	24.5	41.9	5.63	6.89	25	92.5	117.5
06EHM-2	79.7	9.7	MV6-10H-2-60-NSF	5.59	8	4 NPT	5.75	22.3	27.7	50.0	5.63	6.89	37	105.7	142.7
06EHM-3	119.5	14.5	MV6-15H-2-60-NSF	5.59	8	4 NPT	5.75	27.2	31.3	58.5	5.63	6.89	49	127.8	176.8
06EHM-4	159.3	19.2	MV6-20H-2-60-NSF	5.59	8	4 NPT	5.75	32.0	36.1	68.2	5.63	6.89	61	154.2	215.2
06EHM-5	199.2	24	MV6-25H-2-60-NSF	5.59	8	4 NPT	5.75	36.9	37.4	74.4	5.63	6.89	73	163.0	236.0
06EHM-6	239	28.8	MV6-30H-2-60-NSF	5.59	8	4 NPT	5.75	41.8	41.4	83.2	5.63	6.89	85	187.2	272.2
06EHM-7	278.8	33.5	MV6-40H-2-60-NSF	5.59	8	4 NPT	5.75	46.7	47.1	93.8	5.63	6.89	97	222.5	319.5
06EHM-8	318.6	38.3	MV6-40H-2-60-NSF	5.59	8	4 NPT	5.75	51.6	47.1	98.6	5.63	6.89	109	222.5	331.5
06EHM-9	358.5	43.1	MV6-50H-2-60-NSF	5.59	8	4 NPT	5.75	56.4	51.0	107.5	5.63	6.89	121	237.9	358.9
06EHM-10	398.3	47.9	MV6-50H-2-60-NSF	5.59	8	4 NPT	5.75	61.3	51.0	112.3	5.63	6.89	133	237.9	370.9
06EHM-11	438.1	52.7	MS6-60H-2-60-NSF	5.59	8	4 NPT	5.75	66.2	51.8	118.0	5.63	6.89	145	259.0	404.0
06EHM-12	478	57.5	MS6-60H-2-60-NSF	5.59	8	4 NPT	5.75	71.1	51.8	122.9	5.63	6.89	157	259.0	416.0
06EHM-13	517.8	62.3	MS6-70H-2-60-NSF	5.59	8	4 NPT	5.75	76.0	54.1	130.1	5.63	6.89	169	276.0	445.0
06EHM-14	557.6	67.1	MS6-70H-2-60-NSF	5.59	8	4 NPT	5.75	80.8	54.1	135.0	5.63	6.89	181	276.0	457.0

* BEP for this pump is 318 gpm.

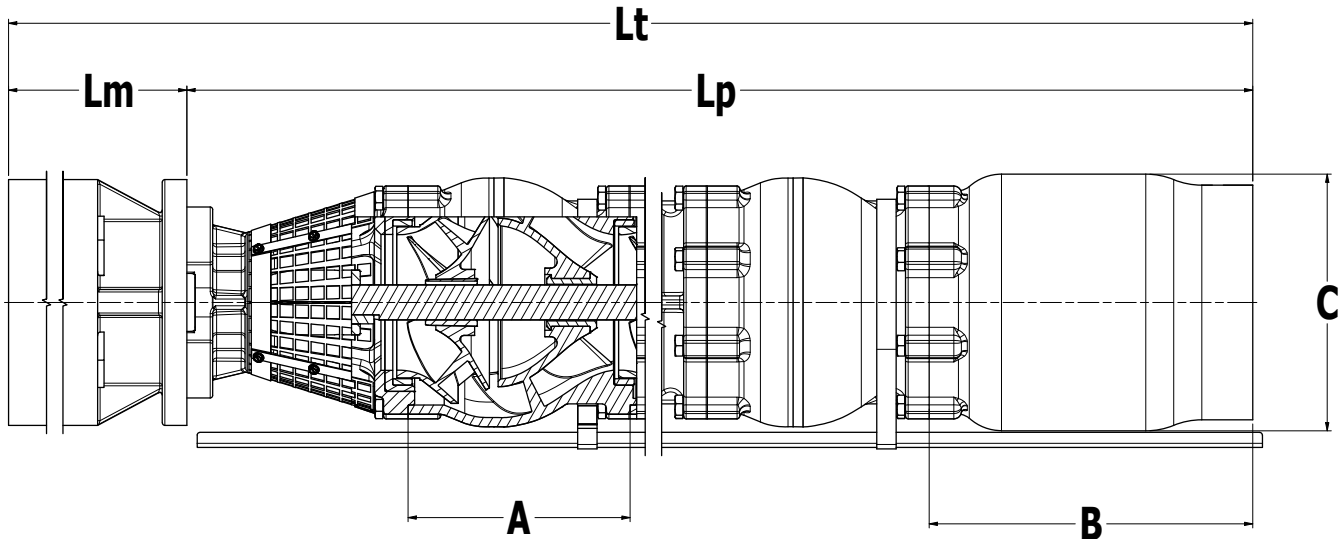
08ELL — 2-pole, 60 Hz, BEP @ 247 gpm

Performance curve — 1 to 11 stages



November 2022

08ELL – 2-pole, 60 Hz, BEP @ 247 gpm, continued



A: Bowl length B: Discharge length C: Max. pump diameter Lp: Pump length Lm: Motor length Lt: Total length

Technical data

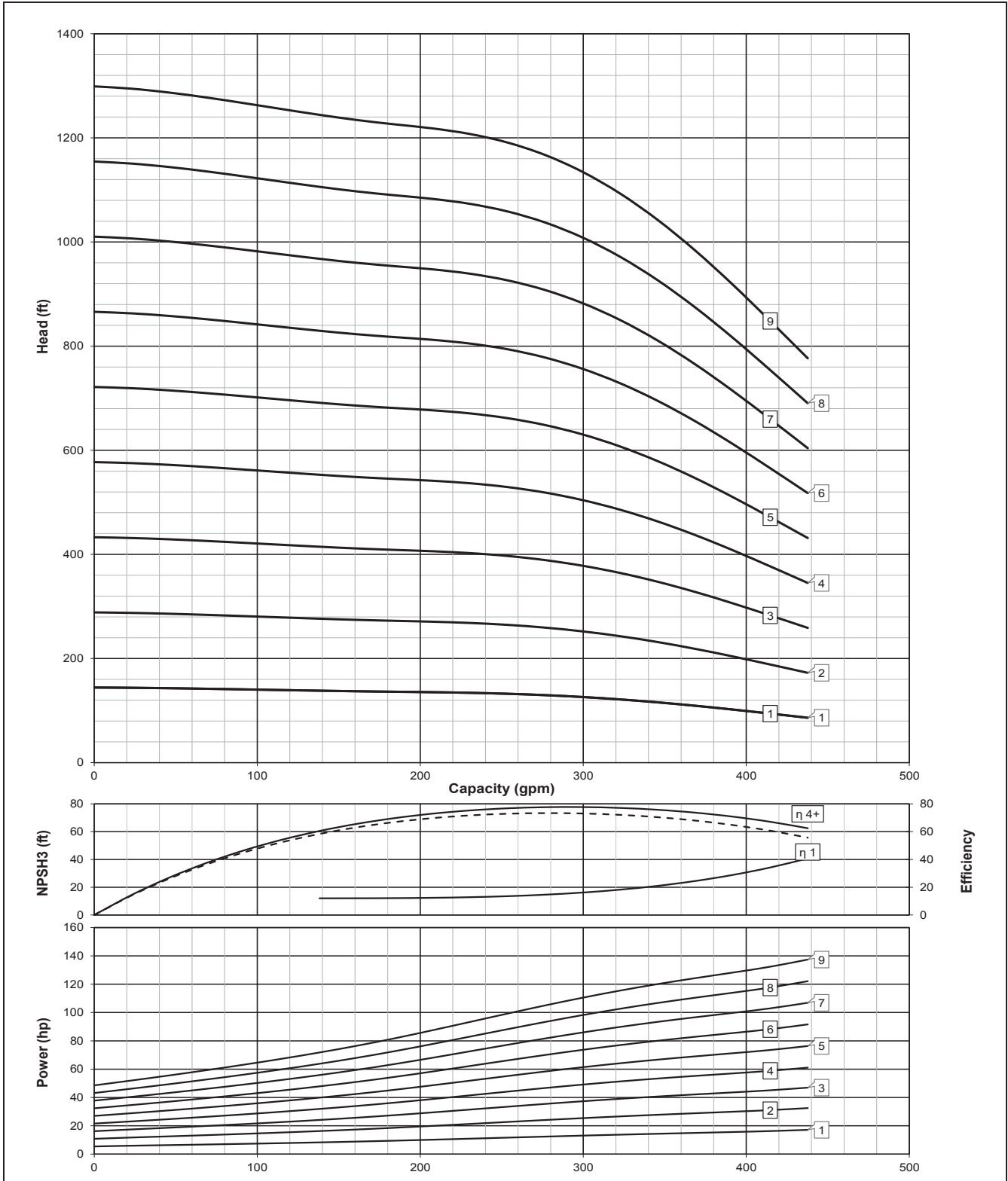
Curve	Head @ BEP ² , ft	Power, hp	Motor	Motor diameter, in.	Min. well size, in.	Discharge size, in.	Dimensions						Weights		
							C, in.	Lp, in.	Lm, in.	Lt, in.	A, in.	B, in.	Pump, lbs	Motor, lbs	Total, lbs
08ELL-1	107.5	10.7	MV6-15H-2-60-NSF	5.59	10	6 NPT	7.81	22.7	31.3	54.0	5.909	9.843	45	127.8	172.8
08ELL-2	215.1	20.8	MV6-25H-2-60-NSF	5.59	10	6 NPT	7.81	28.6	37.4	66.0	5.909	9.843	70	163.0	233.0
08ELL-3	322.6	30.4	MV6-40H-2-60-NSF	5.59	10	6 NPT	7.81	34.5	47.1	81.6	5.909	9.843	95	222.5	317.5
08ELL-4	430.2	40	MV6-40H-2-60-NSF	5.59	10	6 NPT	7.81	40.4	47.1	87.5	5.909	9.843	120	222.5	342.5
08ELL-5	537.7	50	MV6-50H-2-60-NSF	5.59	10	6 NPT	7.81	46.3	51.0	97.3	5.909	9.843	145	237.9	382.9
08ELL-6	645.3	60	MS6-60H-2-60-NSF	5.75	10	6 NPT	7.81	52.2	51.8	104.0	5.909	9.843	170	259.0	429.0
08ELL-7	752.8	70	MS6-70H-2-60-NSF	5.75	10	6 NPT	7.81	58.1	54.1	112.3	5.909	9.843	195	276.0	471.0
08ELL-8	860.3	80	MV8-100H-2-60-NSF	7.5	10	6 NPT	7.81	64.0	50.5	114.6	5.909	9.843	220	420.7	640.7
08ELL-9	967.9	90	MV8-100H-2-60-NSF	7.5	10	6 NPT	7.81	70.0	50.5	120.5	5.909	9.843	245	420.7	665.7
08ELL-10	1,075.4	100	MV8-100H-2-60-NSF	7.5	10	6 NPT	7.81	75.9	50.5	126.4	5.909	9.843	270	420.7	690.7
08ELL-11	1,183.0	110	MV8-125H-2-60-NSF	7.5	10	6 NPT	7.81	81.8	56.2	138.0	5.909	9.843	295	458.1	753.1
08ELL-12	1,290.5	120	MV8-125H-2-60-NSF	7.5	10	6 NPT	7.81	87.68	57.9	145.59	5.909	9.843	320	462	782
08ELL-13	1,398.1	130	MV8-150H-2-60-NSF	7.5	10	6 NPT	7.81	93.59	63.0	156.62	5.909	9.843	345	517	862
08ELL-14	1,505.6	140	MV8-150H-2-60-NSF	7.5	10	6 NPT	7.81	99.50	63.0	162.53	5.909	9.843	370	517	887
08ELL-15	1,613.1	150	MV8-150H-2-60-NSF	7.5	10	6 NPT	7.81	105.41	63.0	168.44	5.909	9.843	395	517	912
08ELL-16	1,720.7	160	MS8-175H-2-60-NSF	7.81	10	6 NPT	7.81	111.32	80.2	191.52	5.909	9.843	420	742	1,162
08ELL-17	1,828.2	170	MS8-175H-2-60-NSF	7.81	10	6 NPT	7.81	117.23	80.2	197.43	5.909	9.843	445	742	1,187

* BEP for this pump is 247 gpm.

60 Hz

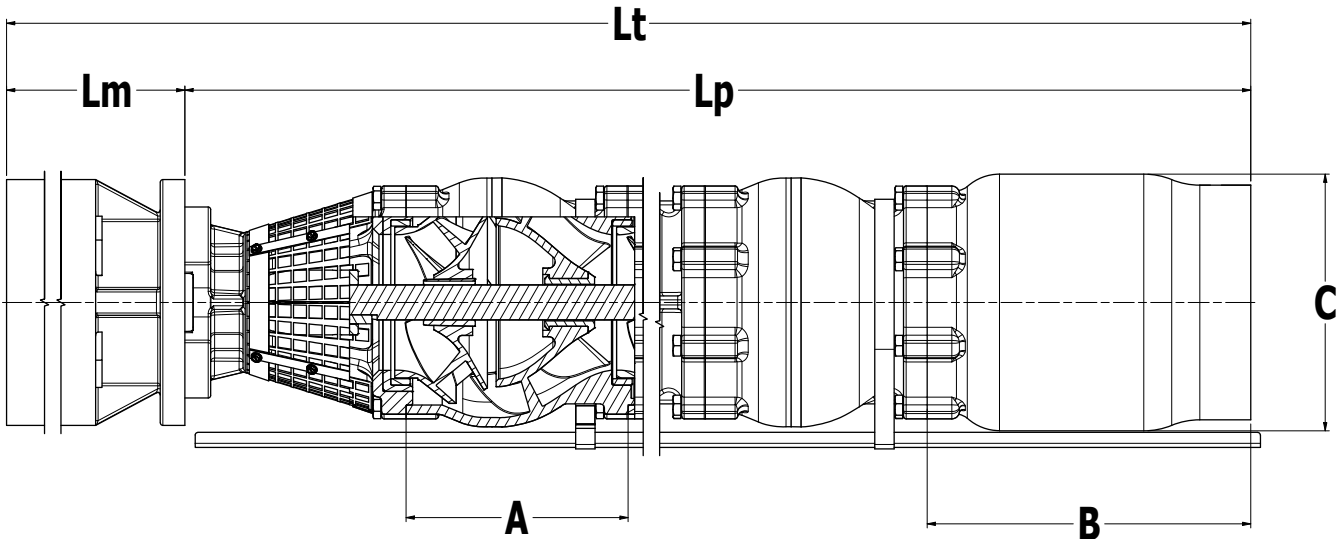
08ELM – 2-pole, 60 Hz, BEP @ 291 gpm

Performance curve – 1 to 9 stages



November 2022

08ELM – 2-pole, 60 Hz, BEP @ 291 gpm, continued



A: Bowl length B: Discharge length C: Max. pump diameter Lp: Pump length Lm: Motor length Lt: Total length

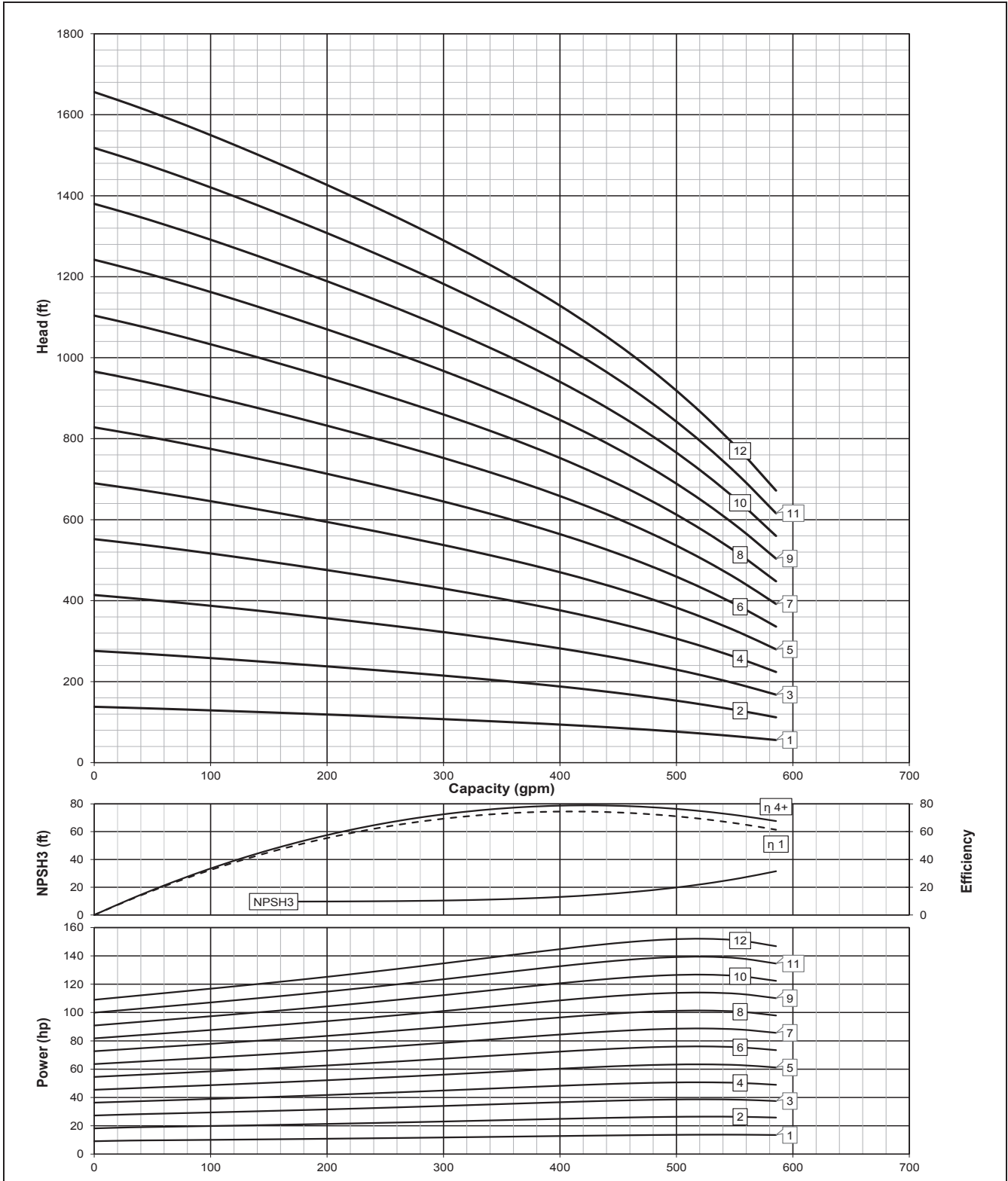
Technical data

Curve	Head @ BEP*, ft	Power, hp	Motor	Motor diameter, in.	Min. well size, in.	Discharge size, in.	Dimensions						Weights		
							C, in.	Lp, in.	Lm, in.	Lt, in.	A, in.	B, in.	Pump, lbs	Motor, lbs	Total, lbs
08ELM-1	127.6	12.8	MV6-15H-2-60-NSF	5.59	10	6 NPT	7.81	22.7	31.3	54.0	5.909	9.843	45	127.8	172.8
08ELM-2	255.1	24.9	MV6-25H-2-60-NSF	5.59	10	6 NPT	7.81	28.6	37.4	66.0	5.909	9.843	70	163.0	233.0
08ELM-3	382.7	36.6	MV6-40H-2-60-NSF	5.59	10	6 NPT	7.81	34.5	47.1	81.6	5.909	9.843	95	222.5	317.5
08ELM-4	510.2	48.2	MV6-50H-2-60-NSF	5.59	10	6 NPT	7.81	40.4	51.0	91.4	5.909	9.843	120	237.9	357.9
08ELM-5	637.8	60.2	MS6-70H-2-60-NSF	5.75	10	6 NPT	7.81	46.3	54.1	100.4	5.909	9.843	145	276.0	421.0
08ELM-6	765.3	72.3	MV8-75H-2-60-NSF	7.5	10	6 NPT	7.81	52.2	46.4	98.6	5.909	9.843	170	365.6	535.6
08ELM-7	892.9	84.3	MV8-100H-2-60-NSF	7.5	10	6 NPT	7.81	58.1	50.5	108.6	5.909	9.843	195	420.7	615.7
08ELM-8	1,020.5	96.4	MV8-100H-2-60-NSF	7.5	10	6 NPT	7.81	64.0	50.5	114.6	5.909	9.843	220	420.7	640.7
08ELM-9	1148	108.4	MV8-125H-2-60-NSF	7.5	10	6 NPT	7.81	70.0	56.2	126.2	5.909	9.843	245	458.1	703.1

* BEP for this pump is 291 gpm.

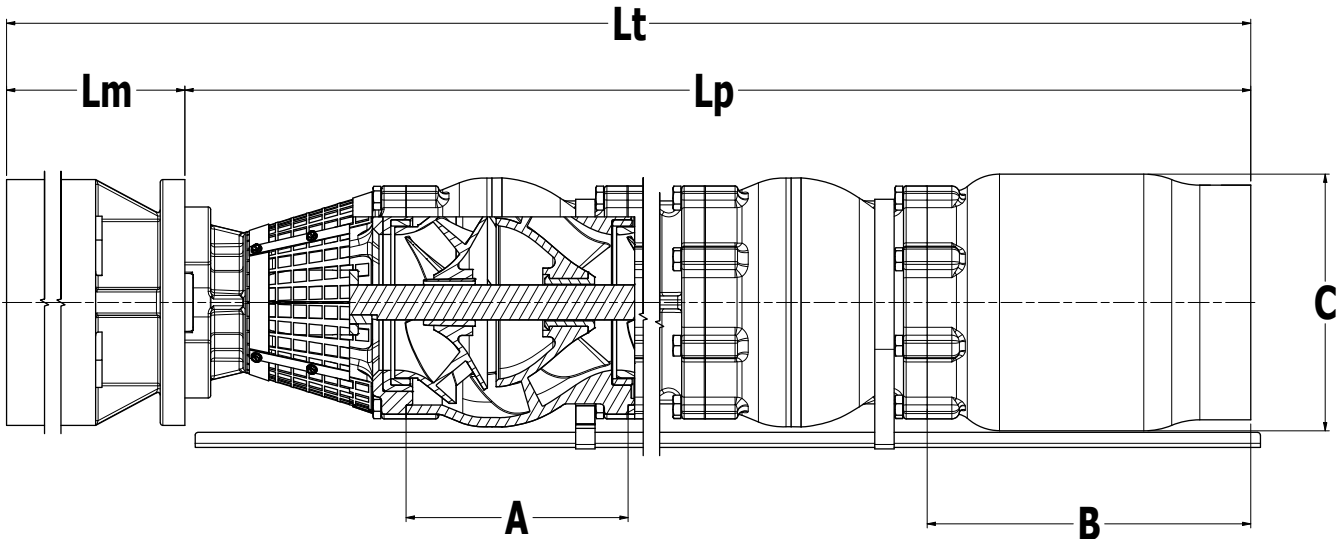
08EML – 2-pole, 60 Hz, BEP @ 422 gpm

Performance curve – 1 to 12 stages



November 2022

08EML – 2-pole, 60 Hz, BEP @ 422 gpm, continued



A: Bowl length B: Discharge length C: Max. pump diameter Lp: Pump length Lm: Motor length Lt: Total length

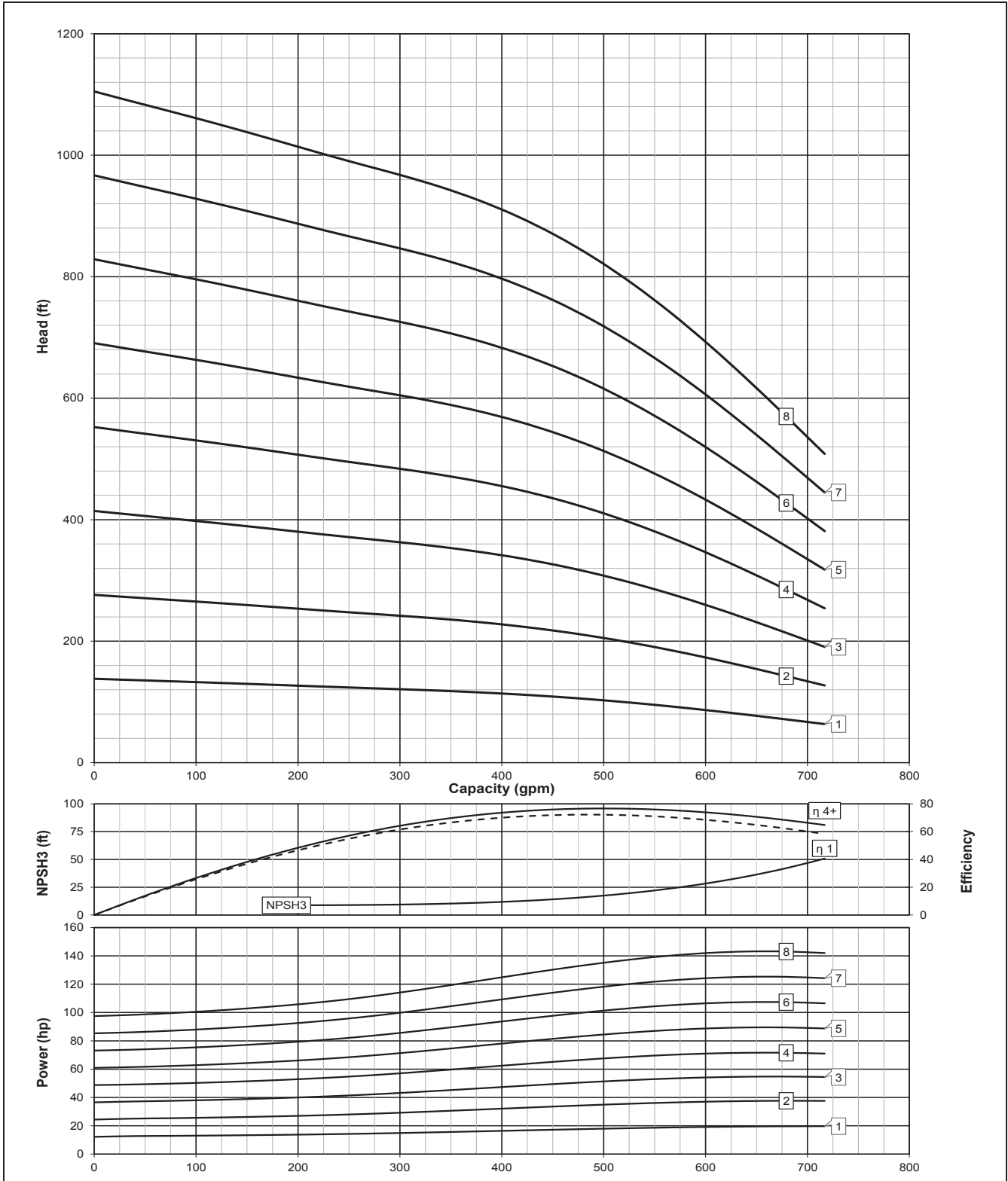
Technical data

Curve	Head @ BEP*, ft	Power, hp	Motor	Motor diameter, in.	Min. well size, in.	Discharge size, in.	Dimensions						Weights		
							C, in.	Lp, in.	Lm, in.	Lt, in.	A, in.	B, in.	Pump, lbs	Motor, lbs	Total, lbs
08EML-1	90.6	13	MV6-15H-2-60-NSF	5.6	10	6 NPT	7.81	23.2	31.3	54.5	6.417	9.843	45	127.8	172.8
08EML-2	181.2	25.3	MV6-30H-2-60-NSF	5.6	10	6 NPT	7.81	29.6	41.4	71.0	6.417	9.843	70	187.2	257.2
08EML-3	271.8	37.2	MV6-40H-2-60-NSF	5.6	10	6 NPT	7.81	36.0	47.1	83.1	6.417	9.843	95	222.5	317.5
08EML-4	362.4	48.9	MV6-50H-2-60-NSF	5.6	10	6 NPT	7.81	42.4	51.0	93.5	6.417	9.843	120	237.9	357.9
08EML-5	453	61.2	MS6-70H-2-60-NSF	5.8	10	6 NPT	7.81	48.9	54.1	103.0	6.417	9.843	145	276.0	421.0
08EML-6	543.6	73.4	MV8-75H-2-60-NSF	7.5	10	6 NPT	7.81	55.3	46.4	101.7	6.417	9.843	170	365.6	535.6
08EML-7	634.2	85.6	MV8-100H-2-60-NSF	7.5	10	6 NPT	7.81	61.7	50.5	112.2	6.417	9.843	195	420.7	615.7
08EML-8	724.8	97.9	MV8-100H-2-60-NSF	7.5	10	6 NPT	7.81	68.1	50.5	118.6	6.417	9.843	220	420.7	640.7
08EML-9	815.4	110.1	MV8-125H-2-60-NSF	7.5	10	6 NPT	7.81	74.5	56.2	130.7	6.417	9.843	245	458.1	703.1
08EML-10	906	122.4	MV8-125H-2-60-NSF	7.5	10	6 NPT	7.81	80.9	56.2	137.2	6.417	9.843	270	458.1	728.1
08EML-11	996.6	134.6	MV8-150H-2-60-NSF	7.5	10	6 NPT	7.81	87.4	62.0	149.3	6.417	9.843	295	504.4	799.4
08EML-12	1,087.2	146.8	MV8-150H-2-60-NSF	7.5	10	6 NPT	7.81	93.8	62.0	155.7	6.417	9.843	320	504.4	824.4

* BEP for this pump is 422 gpm.

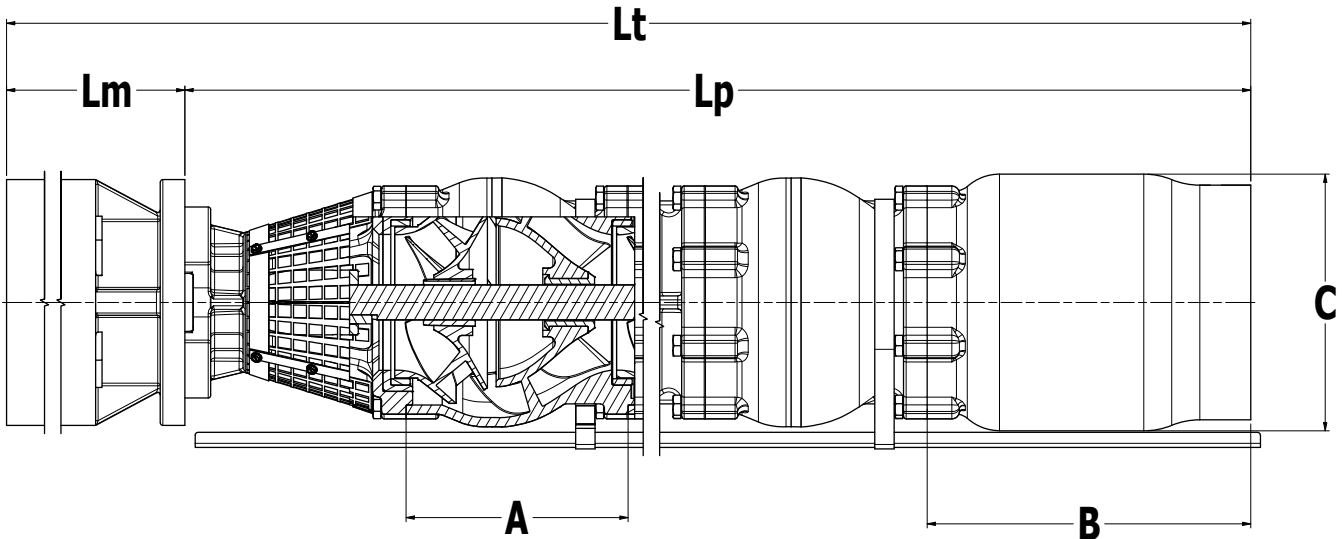
08EMM — 2-pole, 60 Hz, BEP @ 500 gpm

Performance curve — 1 to 8 stages



November 2022

08EMM – 2-pole, 60 Hz, BEP @ 500 gpm, continued



A: Bowl length **B:** Discharge length **C:** Max. pump diameter **Lp:** Pump length **Lm:** Motor length **Lt:** Total length

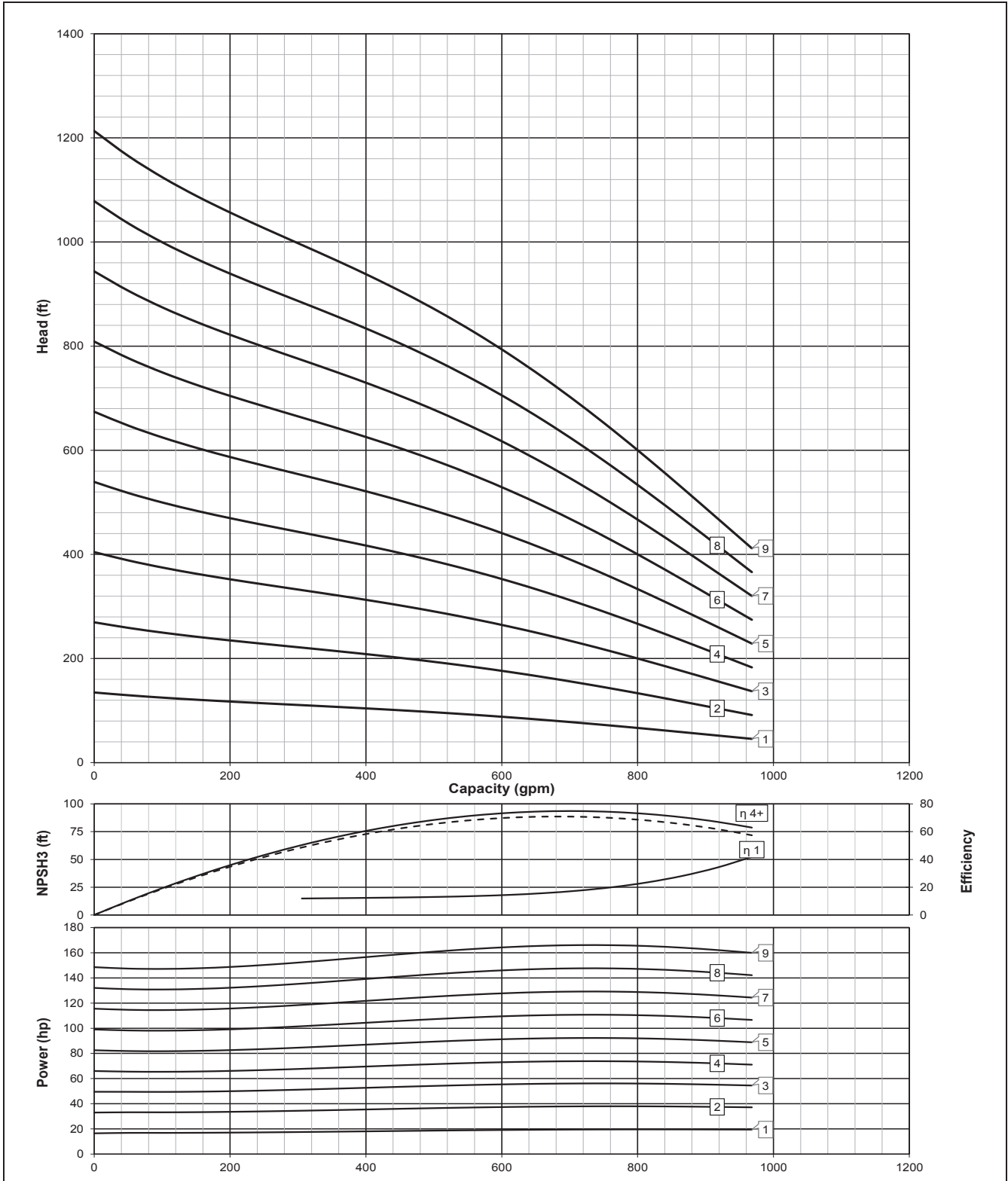
Technical data

Curve	Head @ BEP*, ft	Power, hp	Motor	Motor diameter, in.	Min. well size, in.	Discharge size, in.	Dimensions						Weights		
							C, in.	Lp, in.	Lm, in.	Lt, in.	A, in.	B, in.	Pump, lbs	Motor, lbs	Total, lbs
08EMM-1	102.6	17.9	MV6-20H-2-60-NSF	5.6	10	6 NPT	7.81	23.2	36.1	59.3	6.417	9.843	45	154.2	199.2
08EMM-2	205.3	34.9	MV6-40H-2-60-NSF	5.6	10	6 NPT	7.81	29.6	47.1	76.7	6.417	9.843	70	222.5	292.5
08EMM-3	307.9	51.3	MS6-60H-2-60-NSF	5.8	10	6 NPT	7.81	36.0	51.8	87.8	6.417	9.843	95	259.0	354.0
08EMM-4	410.5	67.6	MS6-70H-2-60-NSF	5.8	10	6 NPT	7.81	42.4	54.1	96.6	6.417	9.843	120	276.0	396.0
08EMM-5	513.2	84.5	MV8-100H-2-60-NSF	7.5	10	6 NPT	7.81	48.9	50.5	99.4	6.417	9.843	145	420.7	565.7
08EMM-6	615.8	101.4	MV8-125H-2-60-NSF	7.5	10	6 NPT	7.81	55.3	56.2	111.5	6.417	9.843	170	458.1	628.1
08EMM-7	718.4	118.2	MV8-125H-2-60-NSF	7.5	10	6 NPT	7.81	61.7	56.2	117.9	6.417	9.843	195	458.1	653.1
08EMM-8	821.1	135.1	MV8-150H-2-60-NSF	7.5	10	6 NPT	7.81	68.1	62.0	130.1	6.417	9.843	220	504.4	724.4

* BEP for this pump is 500 gpm.

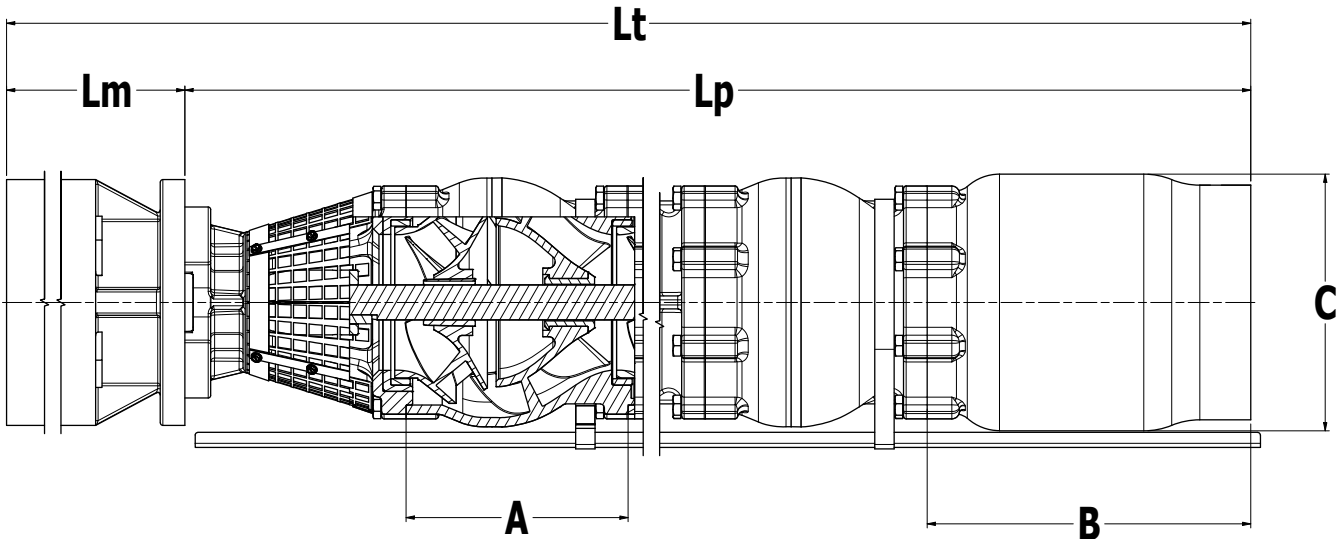
08EHL – 2-pole, 60 Hz, BEP @ 700 gpm

Performance curve – 1 to 10 stages



November 2022

08EHL – 2-pole, 60 Hz, BEP @ 700 gpm, continued



A: Bowl length **B:** Discharge length **C:** Max. pump diameter **Lp:** Pump length **Lm:** Motor length **Lt:** Total length

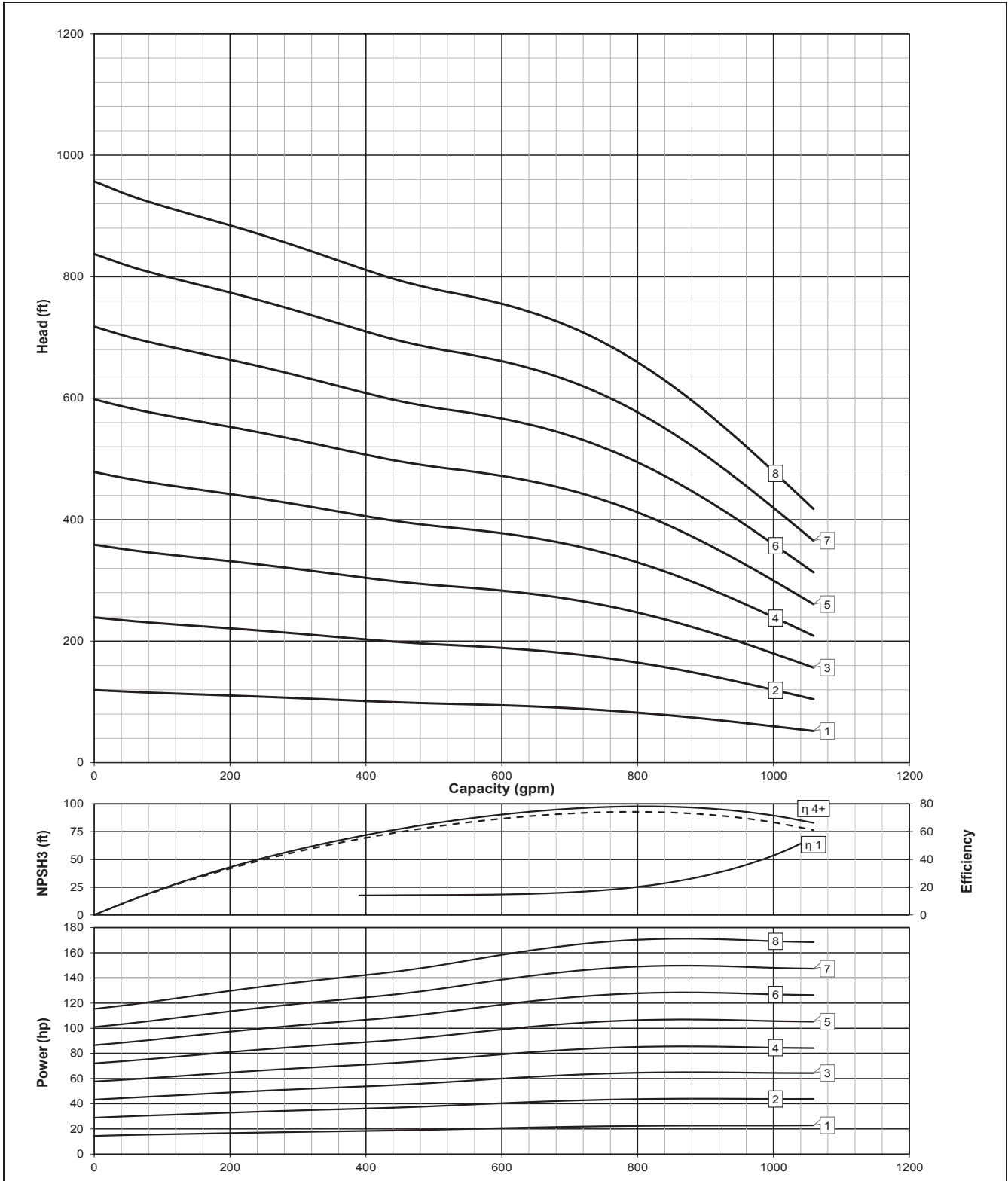
Technical data

Curve	Head @ BEP*, ft	Power, hp	Motor	Motor diameter, in.	Min. well size, in.	Discharge size, in.	Dimensions						Weights		
							C, in.	Lp, in.	Lm, in.	Lt, in.	A, in.	B, in.	Pump, lbs	Motor, lbs	Total, lbs
08EHL-1	78	19.5	MV6-20H-2-60-NSF	5.6	10	6 NPT	7.81	23.5	36.1	59.6	6.72	9.843	45	154.2	199.2
08EHL-2	156.1	37.9	MV6-40H-2-60-NSF	5.6	10	6 NPT	7.81	30.2	47.1	77.3	6.72	9.843	70	222.5	292.5
08EHL-3	234.1	56.1	MS6-60H-2-60-NSF	5.6	10	6 NPT	7.81	36.9	51.8	88.7	6.72	9.843	95	259.0	354.0
08EHL-4	312.2	73.8	MV8-75H-2-60-NSF	7.5	10	6 NPT	7.81	43.7	46.4	90.0	6.72	9.843	120	365.6	485.6
08EHL-5	390.2	92.2	MV8-100H-2-60-NSF	7.5	10	6 NPT	7.81	50.4	50.5	100.9	6.72	9.843	145	420.7	565.7
08EHL-6	468.3	110.7	MV8-125H-2-60-NSF	7.5	10	6 NPT	7.81	57.1	56.2	113.3	6.72	9.843	170	458.1	628.1
08EHL-7	546.3	129.1	MV8-150H-2-60-NSF	7.5	10	6 NPT	7.81	63.8	62.0	125.8	6.72	9.843	195	504.4	699.4
08EHL-8	624.3	147.5	MV8-150H-2-60-NSF	7.5	10	6 NPT	7.81	70.5	62.0	132.5	6.72	9.843	220	504.4	724.4
08EHL-9	702.4	166	MS8-175H-2-60-NSF	7.6	10	6 NPT	7.81	77.3	80.2	157.5	6.72	9.843	245	764.0	1,009.0

* BEP for this pump is 700 gpm.

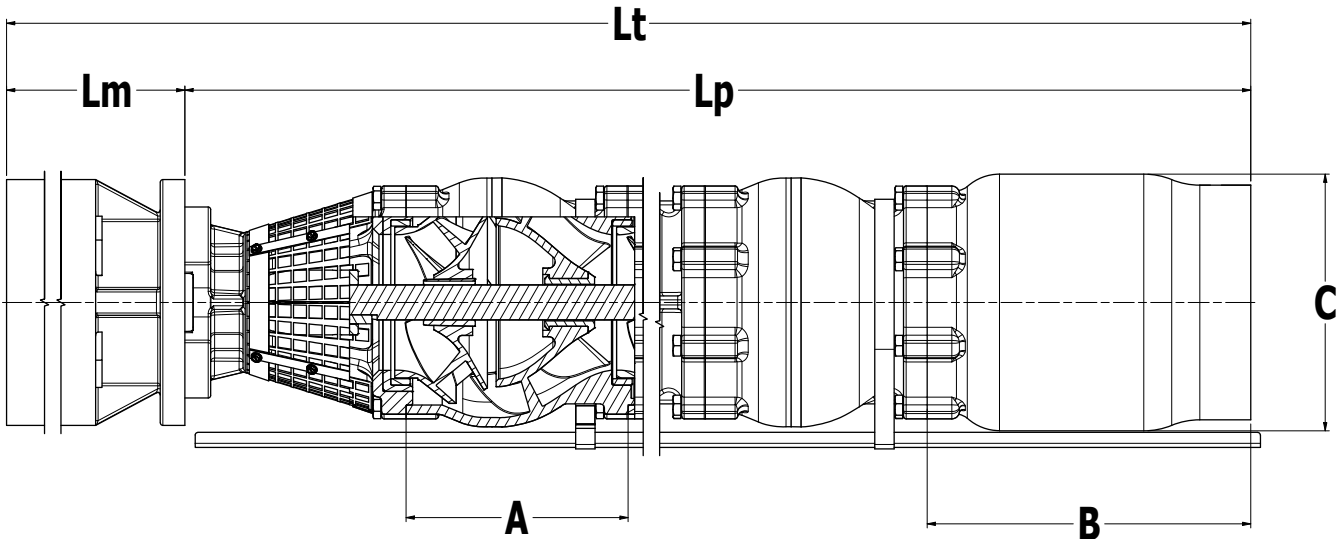
08EHM — 2-pole, 60 Hz, BEP @ 808 gpm

Performance curve — 1 to 6 stages



November 2022

08EHM — 2-pole, 60 Hz, BEP @ 808 gpm, continued



A: Bowl length B: Discharge length C: Max. pump diameter Lp: Pump length Lm: Motor length Lt: Total length

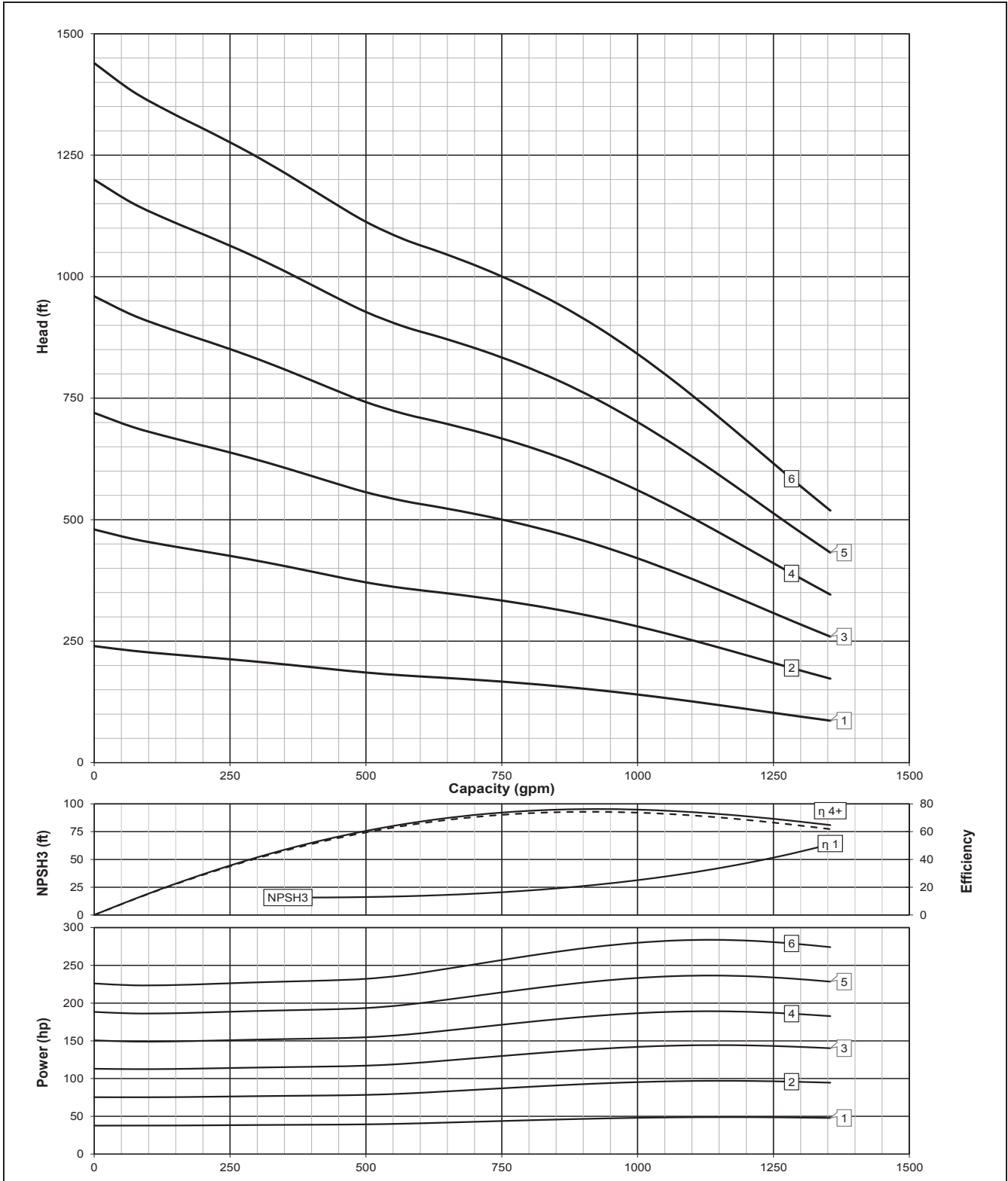
Technical data

Curve	Head @ BEP*, ft	Power, hp	Motor	Motor diameter, in.	Min. well size, in.	Discharge size, in.	Dimensions						Weights		
							C, in.	Lp, in.	Lm, in.	Lt, in.	A, in.	B, in.	Pump, lbs	Motor, lbs	Total, lbs
08EHM-1	81.6	22.5	MV6-25H-2-60-NSF	5.6	10	6 NPT	7.81	23.5	37.4	60.9	6.72	9.843	45	163.0	208.0
08EHM-2	163.3	43.7	MV6-50H-2-60-NSF	5.6	10	6 NPT	7.81	30.2	51.0	81.2	6.72	9.843	70	237.9	307.9
08EHM-3	244.9	64.8	MS6-70H-2-60-NSF	5.6	10	6 NPT	7.81	36.9	54.1	91.1	6.72	9.843	95	276.0	371.0
08EHM-4	326.5	85.3	MV8-100H-2-60-NSF	7.5	10	6 NPT	7.81	43.7	50.5	94.2	6.72	9.843	120	420.7	540.7
08EHM-5	408.2	106.6	MV8-125H-2-60-NSF	7.5	10	6 NPT	7.81	50.4	56.2	106.6	6.72	9.843	145	458.1	603.1
08EHM-6	489.8	127.9	MV8-150H-2-60-NSF	7.5	10	6 NPT	7.81	57.1	62.0	119.1	6.72	9.843	170	504.4	674.4
08EHM-7	571.4	149.2	MV8-150H-2-60-NSF	7.5	10	6 NPT	7.81	63.8	62.0	125.8	6.72	9.843	195	504.4	699.4
08EHM-8	653.1	170.5	MS8-175H-2-60-NSF	7.6	10	6 NPT	7.81	70.5	80.2	150.7	6.72	9.843	220	764.0	984.0

* BEP for this pump is 808 gpm.

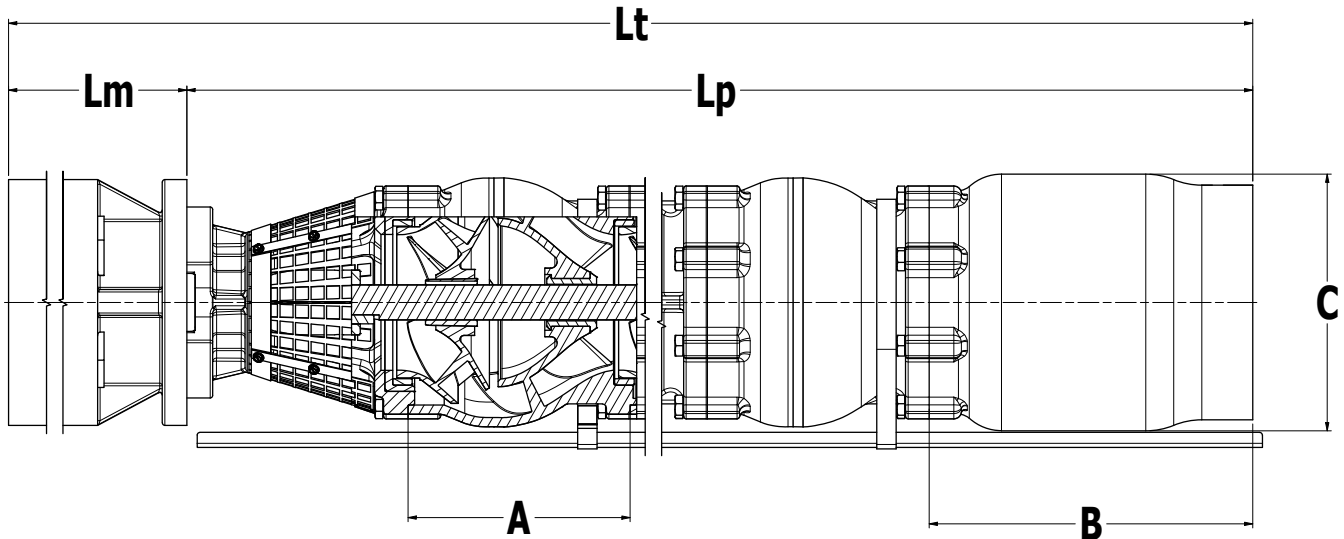
10EML – 2-pole, 60 Hz, BEP @ 925 gpm

Performance curve – 1 to 6 stages



November 2022

10EML – 2-pole, 60 Hz, BEP @ 925 gpm, continued



A: Bowl length B: Discharge length C: Max. pump diameter Lp: Pump length Lm: Motor length Lt: Total length

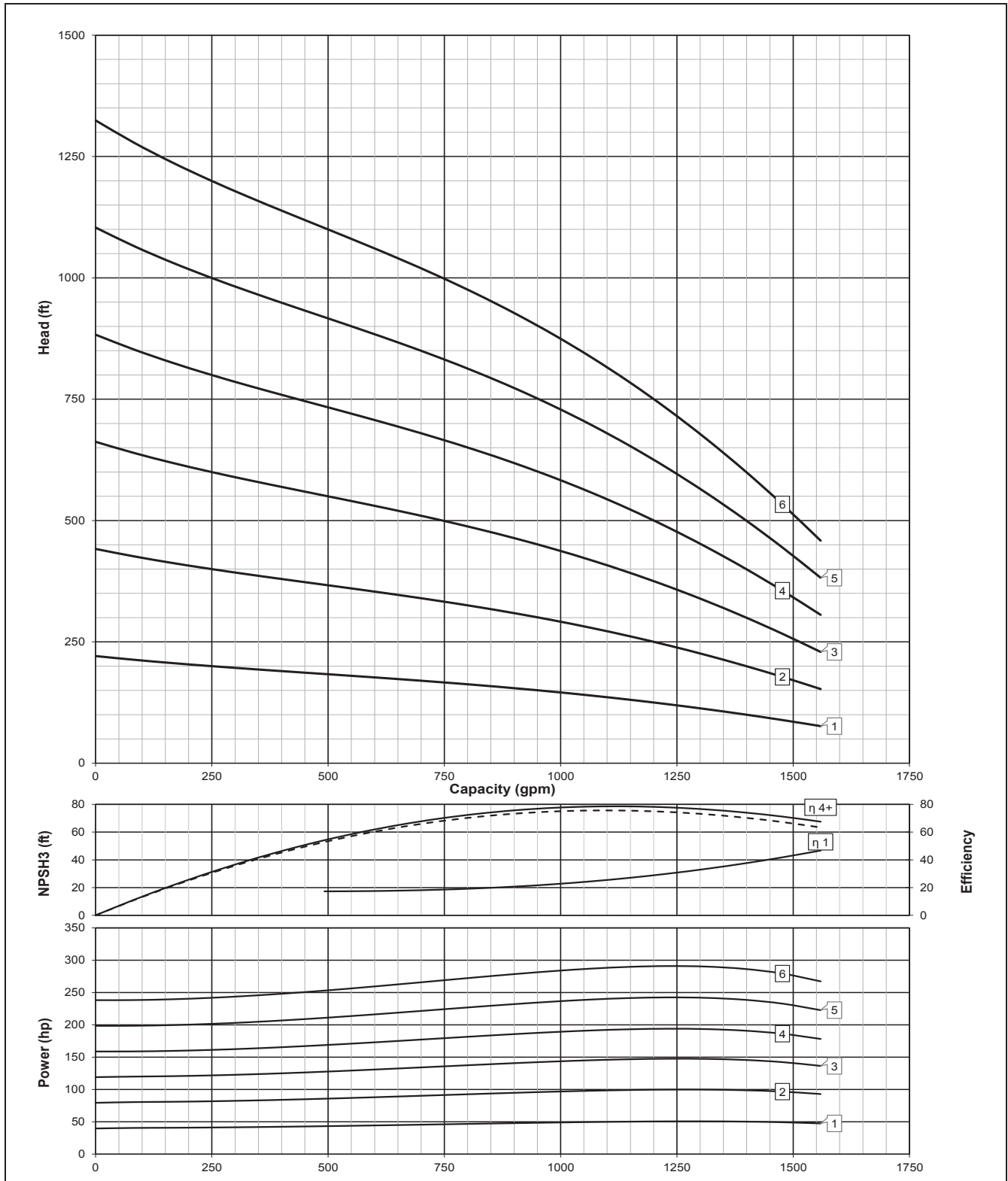
Technical data

Curve	Head @ BEP*, ft	Power, hp	Motor	Motor diameter, in.	Min. well size, in.	Discharge size, in.	Dimensions						Weights		
							C, in.	Lp, in.	Lm, in.	Lt, in.	A, in.	B, in.	Pump, lbs	Motor, lbs	Total, lbs
10EML-1	149.4	47	MV8-50H-2-60-NSF	7.5	12	8 NPT	9.72	28.6	39.7	68.3	8.61	11.811	80	295.2	375.2
10EML-2	298.9	93.4	MV8-100H-2-60-NSF	7.5	12	8 NPT	9.72	37.2	50.5	87.7	8.61	11.811	130	420.7	550.7
10EML-3	448.3	139.2	MV8-150H-2-60-NSF	7.5	12	8 NPT	9.72	45.8	62.0	107.8	8.61	11.811	180	504.4	684.4
10EML-4	597.8	183.1	MV10-200H-2-60-NSF	9.13	12	8 NPT	9.72	54.4	65.0	119.4	8.61	11.811	230	599.1	829.1
10EML-5	747.2	228.9	MV10-250H-2-60-NSF	9.13	12	8 NPT	9.72	63.0	68.2	131.2	8.61	11.811	280	632.2	912.2
10EML-6	896.7	274.7	MV10-300H-2-60-NSF	9.13	12	8 NPT	9.72	71.6	75.7	147.3	8.61	11.811	330	665.2	995.2

* BEP for this pump is 925 gpm.

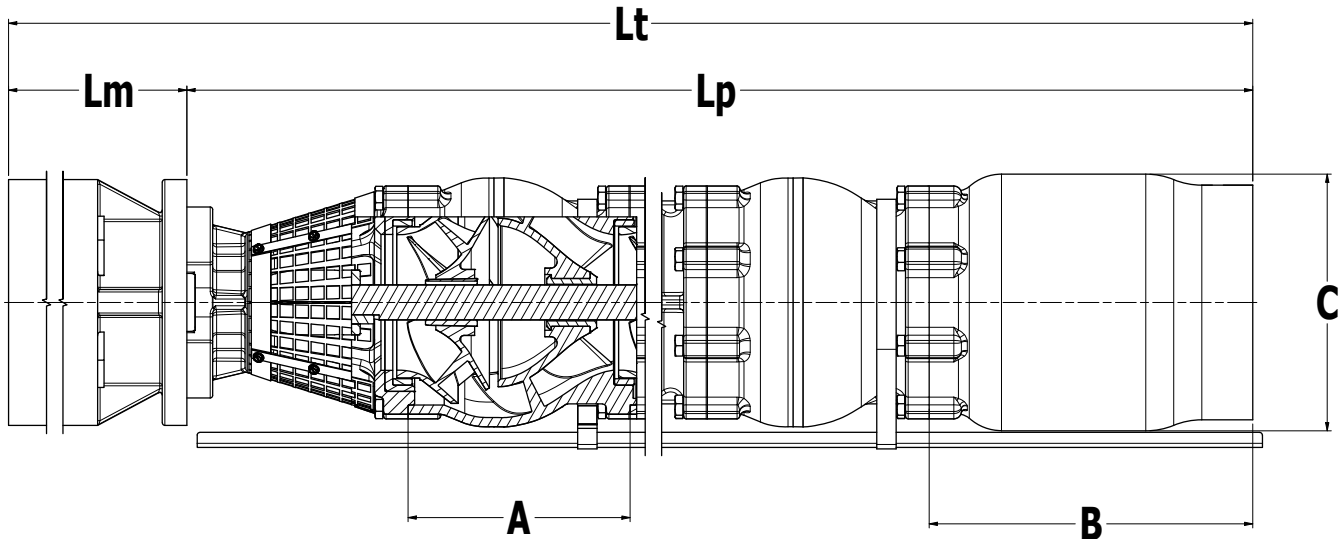
10EHL – 2-pole, 60 Hz, BEP @ 1,118 gpm

Performance curve – 1 to 7 stages



November 2022

10EHL – 2-pole, 60 Hz, BEP @ 1,118 gpm, continued



A: Bowl length B: Discharge length C: Max. pump diameter Lp: Pump length Lm: Motor length Lt: Total length

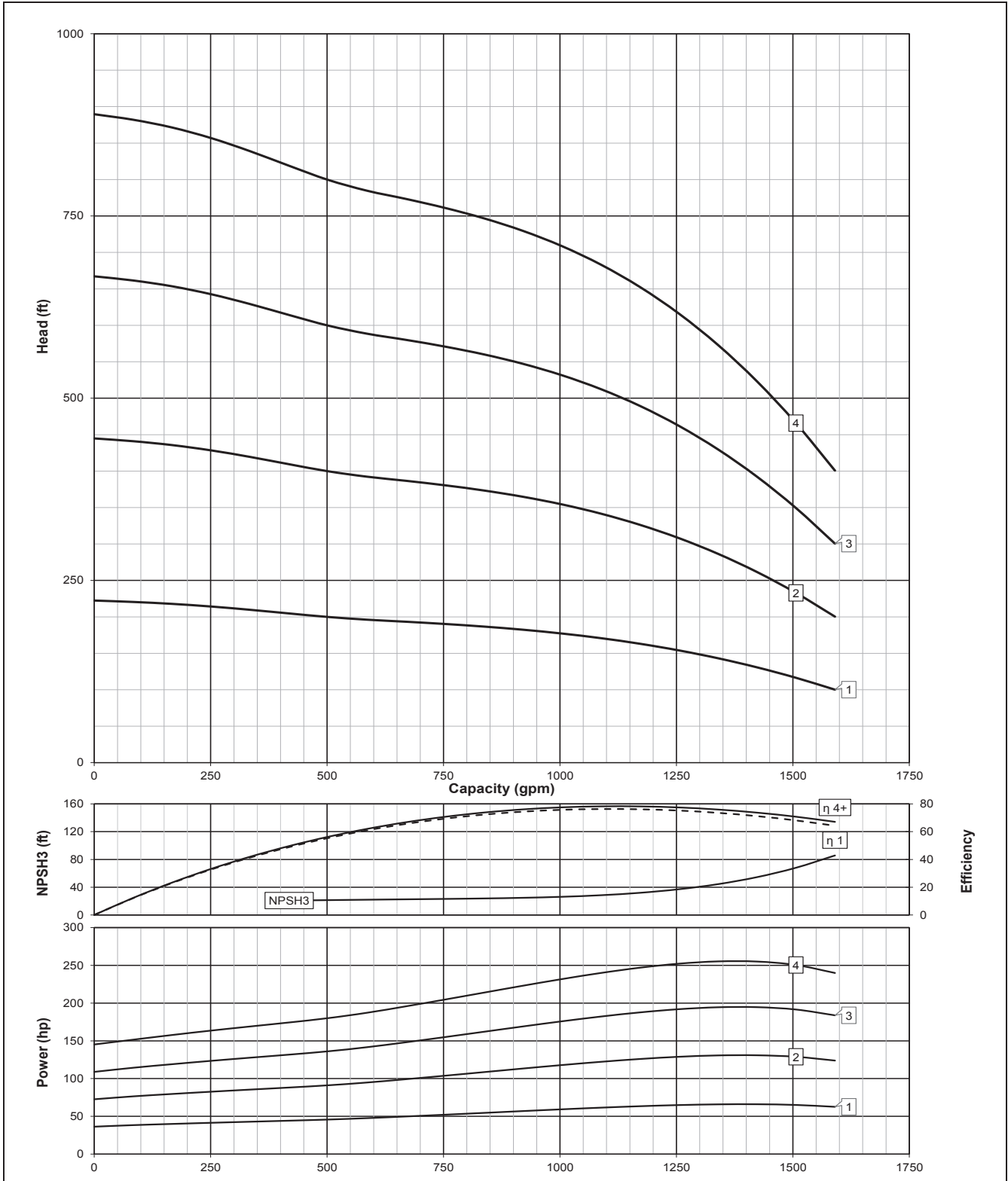
Technical data

Curve	Head @ BEP*, ft	Power, hp	Motor	Motor diameter, in.	Min. well size, in.	Discharge size, in.	Dimensions						Weights		
							C, in.	Lp, in.	Lm, in.	Lt, in.	A, in.	B, in.	Pump, lbs	Motor, lbs	Total, lbs
10EHL-1	134	50.1	MV8-60H-2-60-NSF	7.5	12	8 NPT	9.72	28.9	43.0	71.9	8.941	11.811	80	326.0	406.0
10EHL-2	268	98.8	MV8-100H-2-60-NSF	7.5	12	8 NPT	9.72	37.8	50.5	88.4	8.941	11.811	130	420.7	550.7
10EHL-3	402.1	146.3	MV8-150H-2-60-NSF	7.5	12	8 NPT	9.72	46.8	62.0	108.8	8.941	11.811	180	504.4	684.4
10EHL-4	536.1	192.6	MV10-200H-2-60-NSF	9.13	12	8 NPT	9.72	55.7	65.0	120.8	8.941	11.811	230	599.1	829.1
10EHL-5	670.1	240.8	MV10-250H-2-60-NSF	9.13	12	8 NPT	9.72	64.7	68.2	132.9	8.941	11.811	280	632.2	912.2
10EHL-6	804.1	288.9	MV10-300H-2-60-NSF	9.13	12	8 NPT	9.72	73.6	75.7	149.3	8.941	11.811	330	665.2	995.2

* BEP for this pump is 1,118 gpm.

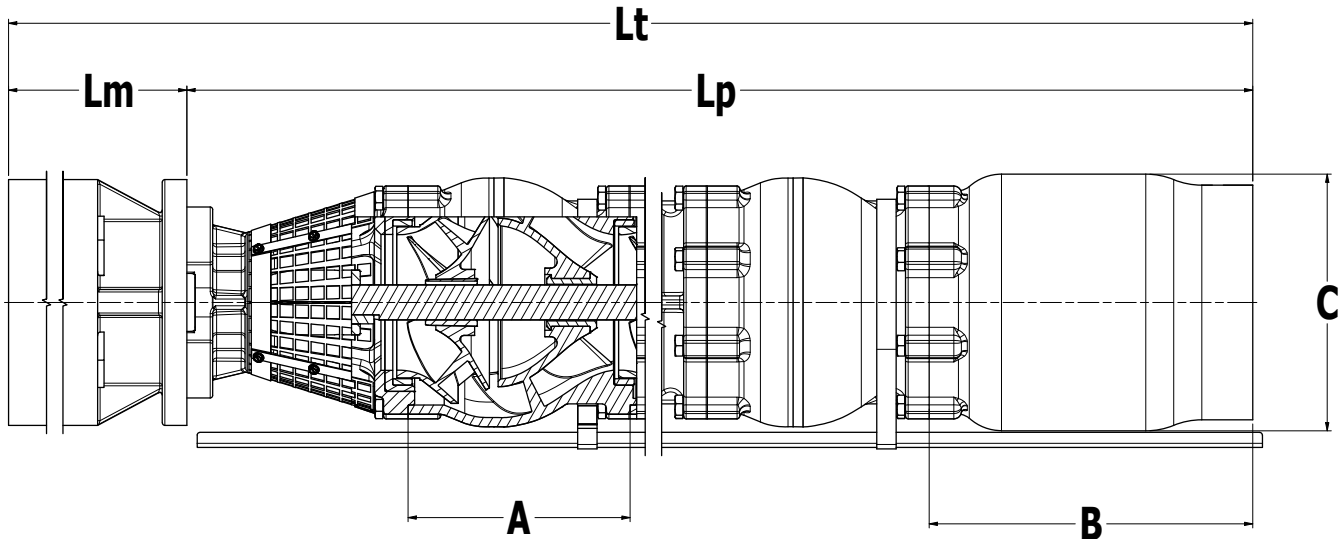
10EMM – 2-pole, 60 Hz, BEP @ 1,126 gpm

Performance curve – 1 to 7 stages



November 2022

10EMM – 2-pole, 60 Hz, BEP @ 1,126 gpm, continued



A: Bowl length **B:** Discharge length **C:** Max. pump diameter **Lp:** Pump length **Lm:** Motor length **Lt:** Total length

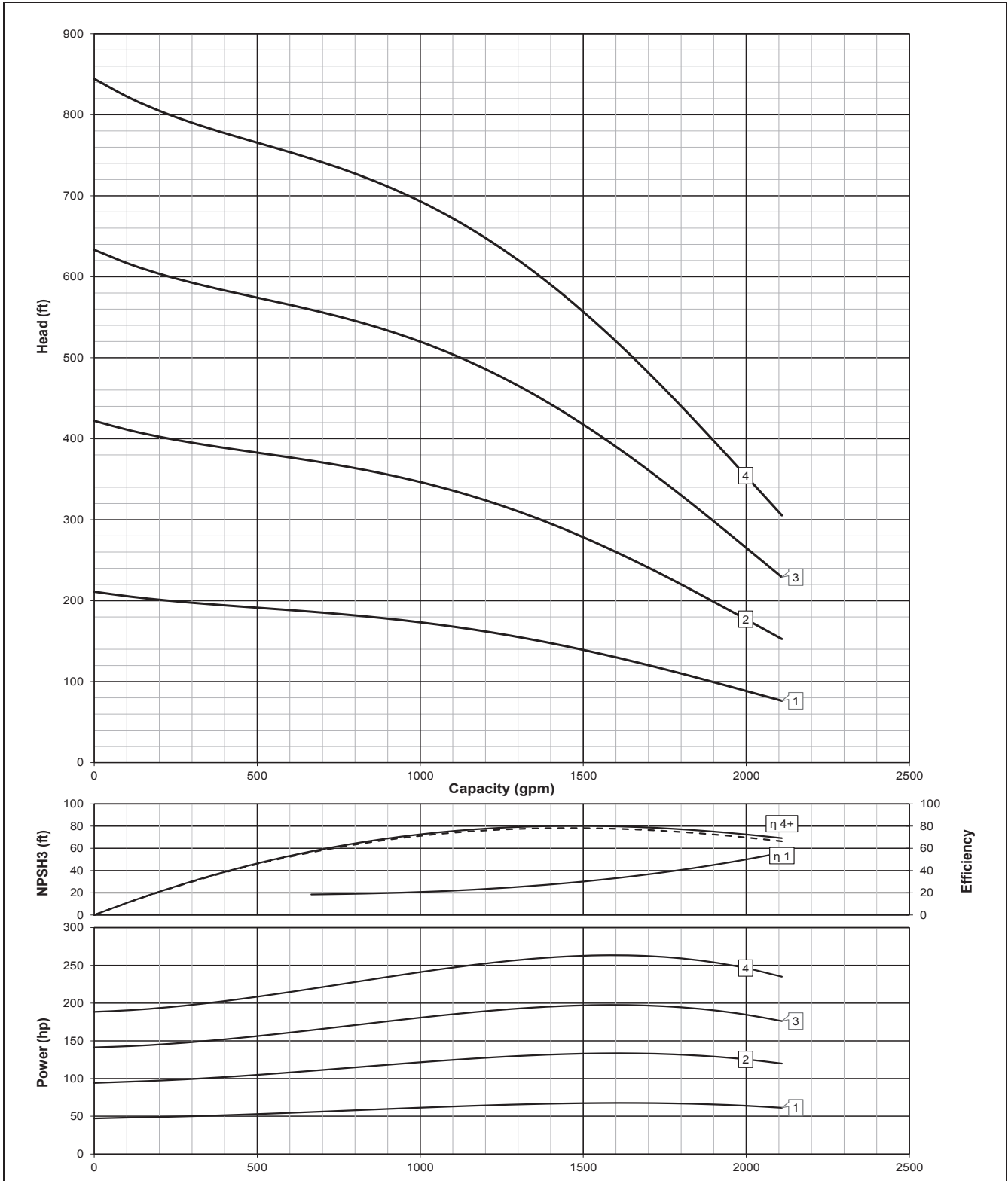
Technical data

Curve	Head @ BEP*, ft	Power, hp	Motor	Motor diameter, in.	Min. well size, in.	Discharge size, in.	Dimensions						Weights		
							C, in.	Lp, in.	Lm, in.	Lt, in.	A, in.	B, in.	Pump, lbs	Motor, lbs	Total, lbs
10EMM-1	167.5	62.4	MV8-75H-2-60-NSF	7.5	12	8 NPT	9.72	28.6	46.4	74.9	8.61	11.811	80	365.6	445.6
10EMM-2	335	124	MV8-125H-2-60-NSF	7.5	12	8 NPT	9.72	37.2	56.2	93.4	8.61	11.811	130	458.1	588.1
10EMM-3	502.5	184.8	MV10-200H-2-60-NSF	9.13	12	8 NPT	9.72	45.8	65.0	110.8	8.61	11.811	180	599.1	779.1
10EMM-4	670	243.2	MV10-250H-2-60-NSF	9.13	12	8 NPT	9.72	54.4	68.2	122.6	8.61	11.811	230	632.2	862.2

* BEP for this pump is 1,126 gpm.

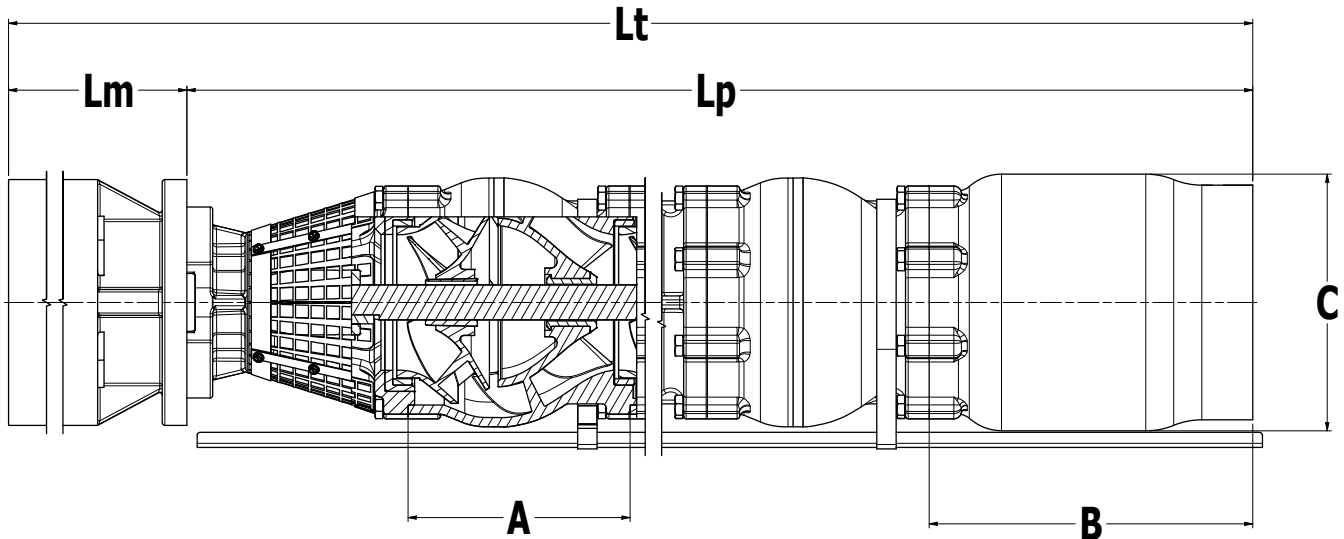
10EHM — 2-pole, 60 Hz, BEP @ 1,477 gpm

Performance curve — 1 to 7 stages



November 2022

10EHM — 2-pole, 60 Hz, BEP @ 1,477 gpm, continued



A: Bowl length B: Discharge length C: Max. pump diameter Lp: Pump length Lm: Motor length Lt: Total length

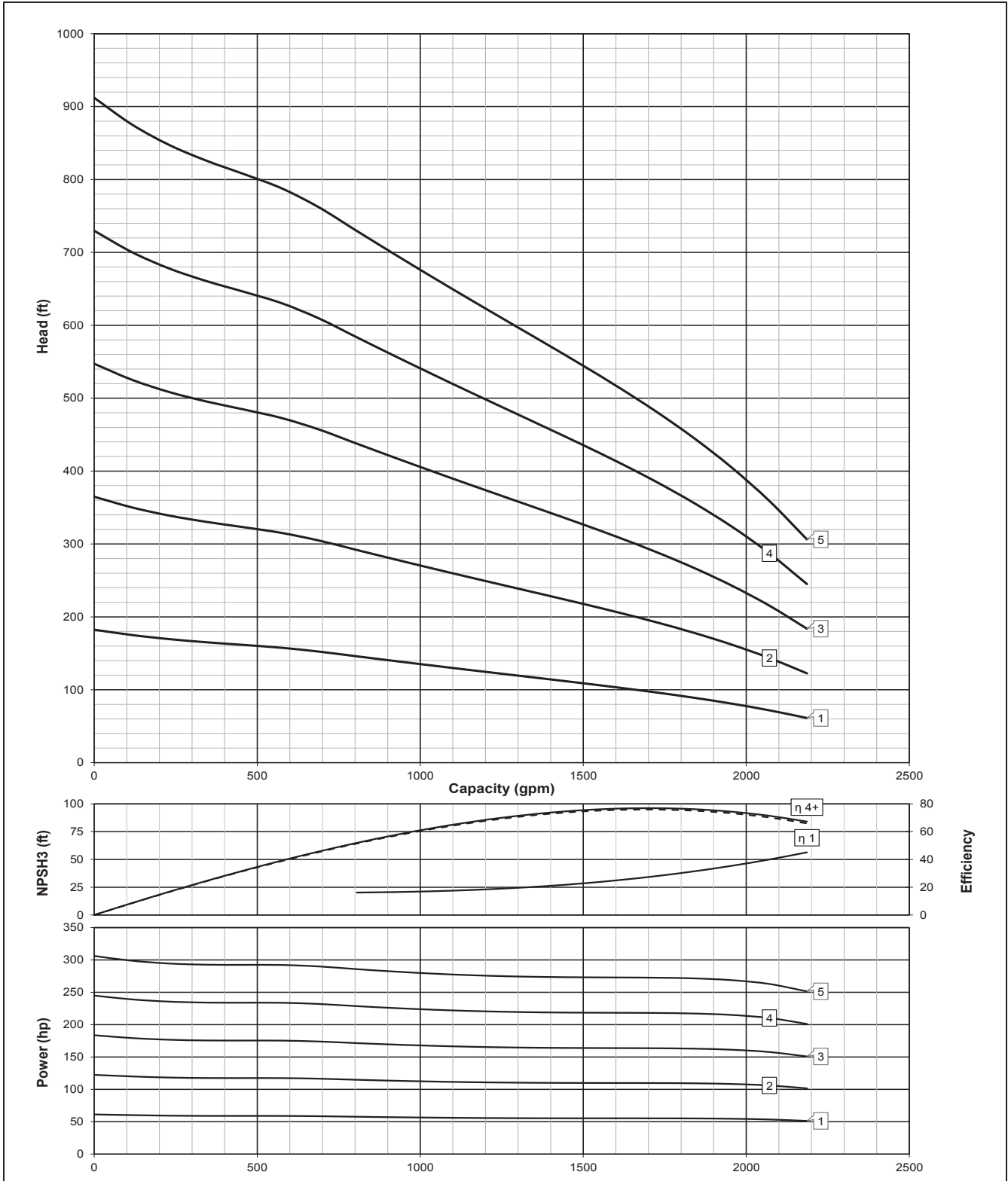
Technical data

Curve	Head @ BEP*, ft	Power, hp	Motor	Motor diameter, in.	Min. well size, in.	Discharge size, in.	Dimensions						Weights		
							C, in.	Lp, in.	Lm, in.	Lt, in.	A, in.	B, in.	Pump, lbs	Motor, lbs	Total, lbs
10EHM-1	141.2	67.3	MV8-75H-2-60-NSF	7.5	12	8 NPT	9.72	28.9	46.4	75.3	8.941	11.811	80	365.6	445.6
10EHM-2	282.3	132.8	MV8-150H-2-60-NSF	7.5	12	8 NPT	9.72	37.8	62.0	99.8	8.941	11.811	130	504.4	634.4
10EHM-3	423.5	196.7	MV10-200H-2-60-NSF	9.13	12	8 NPT	9.72	46.8	65.0	111.8	8.941	11.811	180	599.1	779.1
10EHM-4	564.7	262.3	MV10-300H-2-60-NSF	9.13	12	8 NPT	9.72	55.7	75.7	131.4	8.941	11.811	230	665.2	895.2

* BEP for this pump is 1,477 gpm.

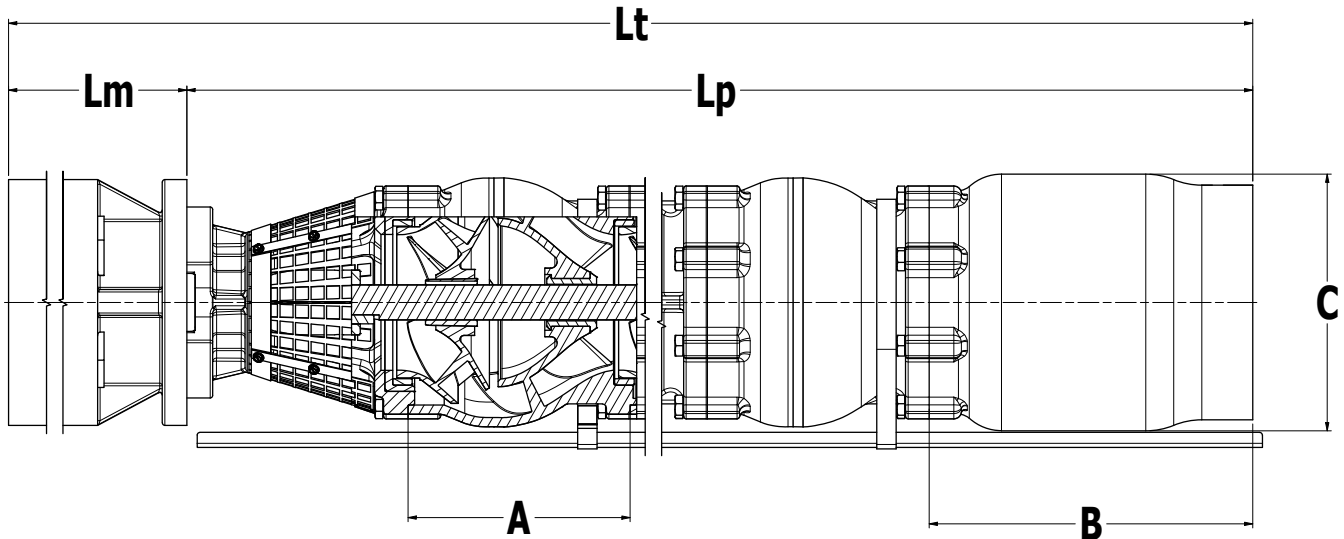
10EBL – 2-pole, 60 Hz, BEP @ 1,700 gpm

Performance curve – 1 to 8 stages



November 2022

10EBL – 2-pole, 60 Hz, BEP @ 1,700 gpm, continued



A: Bowl length B: Discharge length C: Max. pump diameter Lp: Pump length Lm: Motor length Lt: Total length

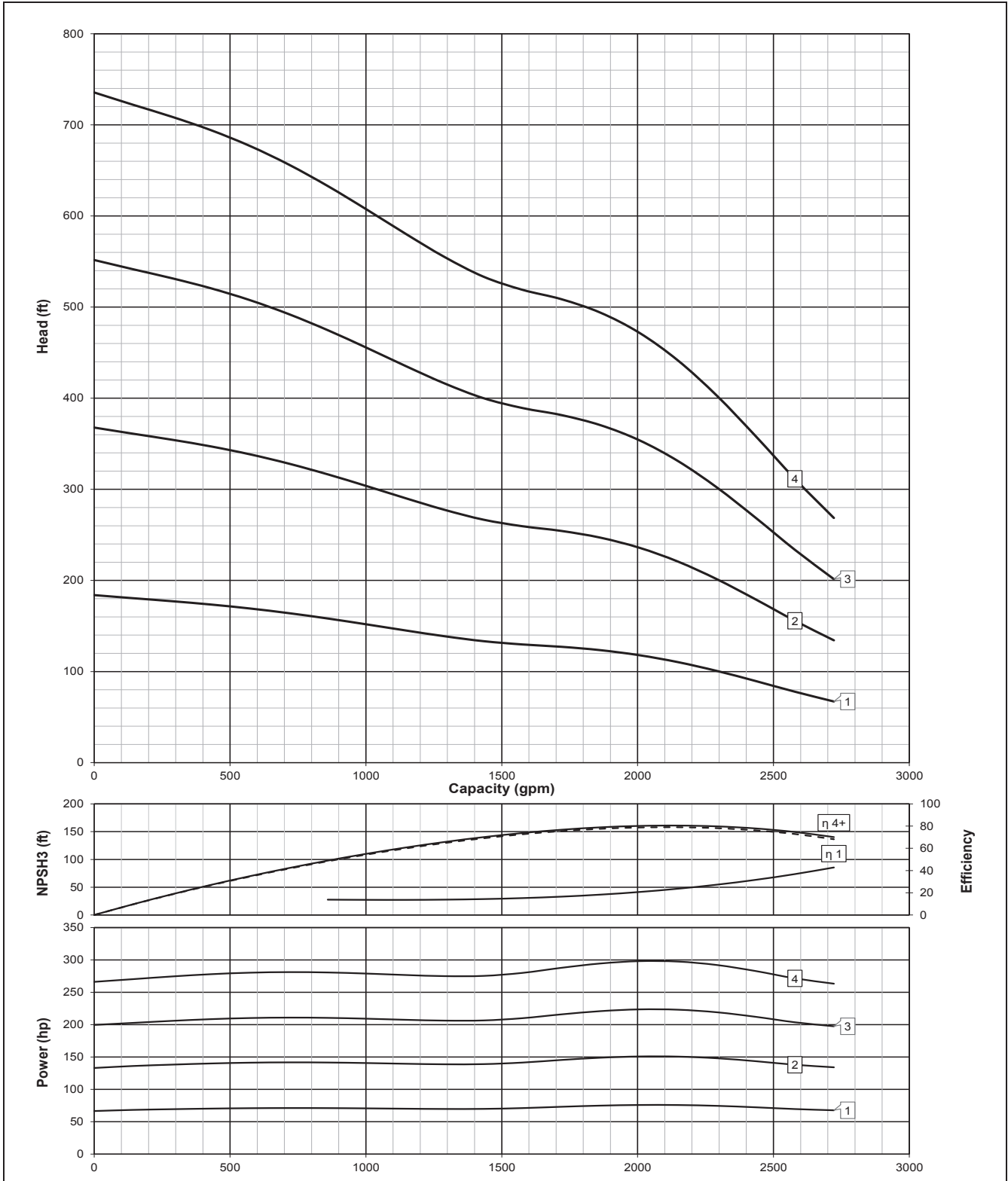
Technical data

Curve	Head @ BEP*, ft	Power, hp	Motor	Motor diameter, in.	Min. well size, in.	Discharge size, in.	Dimensions						Weights		
							C, in.	Lp, in.	Lm, in.	Lt, in.	A, in.	B, in.	Pump, lbs	Motor, lbs	Total, lbs
10EBL-1	97.7	55.2	MV8-60H-2-60-NSF	7.5	12	8 NPT	9.72	30.0	43.0	73.0	10.016	11.811	80	326.0	406.0
10EBL-2	195.5	109.8	MV8-125H-2-60-NSF	7.5	12	8 NPT	9.72	40.0	56.2	96.2	10.016	11.811	130	458.1	588.1
10EBL-3	293.2	163.6	MS8-175H-2-60-NSF	7.6	12	8 NPT	9.72	50.0	80.2	130.2	10.016	11.811	180	764.0	944.0
10EBL-4	391	218.1	MV10-250H-2-60-NSF	9.13	12	8 NPT	9.72	60.0	68.2	128.2	10.016	11.811	230	632.2	862.2
10EBL-5	488.7	272.7	MV10-300H-2-60-NSF	9.13	12	8 NPT	9.72	70.0	75.7	145.7	10.016	11.811	280	665.2	945.2

* BEP for this pump is 1,700 gpm.

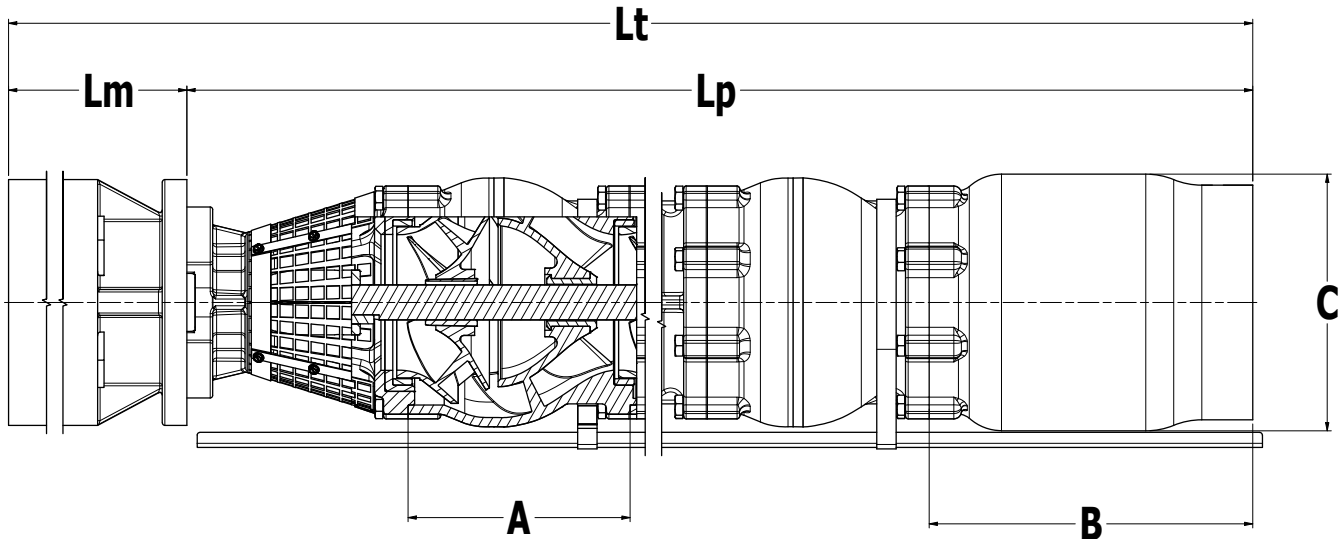
10EBM — 2-pole, 60 Hz, BEP @ 2,123 gpm

Performance curve — 1 to 8 stages



November 2022

10EBM — 2-pole, 60 Hz, BEP @ 2,123 gpm, continued



A: Bowl length **B:** Discharge length **C:** Max. pump diameter **Lp:** Pump length **Lm:** Motor length **Lt:** Total length

Technical data

Curve	Head @ BEP*, ft	Power, hp	Motor	Motor diameter, in.	Min. well size, in.	Discharge size, in.	Dimensions						Weights		
							C, in.	Lp, in.	Lm, in.	Lt, in.	A, in.	B, in.	Pump, lbs	Motor, lbs	Total, lbs
10EBM-1	111.8	75.9	MV8-100H-2-60-NSF	7.5	12	8 NPT	9.72	30.0	50.5	80.5	10.016	11.811	80	420.7	500.7
10EBM-2	223.7	150.8	MS8-175H-2-60-NSF	7.81	12	8 NPT	9.72	40.0	80.2	120.2	10.016	11.811	130	764.0	894.0
10EBM-3	335.5	223.4	MV10-250H-2-60-NSF	9.13	12	8 NPT	9.72	50.0	68.2	118.2	10.016	11.811	180	632.2	812.2
10EBM-4	447.3	297.9	MV10-300H-2-60-NSF	9.13	12	8 NPT	9.72	60.0	75.7	135.7	10.016	11.811	230	665.2	895.2

* BEP for this pump is 2,123 gpm.

This page intentionally blank

This page intentionally blank

This page intentionally blank



Flowserve Corporation
5215 North O'Connor Blvd.
Suite 700
Irving, Texas 75039-5421 USA

PUTB000978-01 (EN/AQ) June 2023

Flowserve Corporation has established industry leadership in the design and manufacture of its products. When properly selected, this Flowserve product is designed to perform its intended function safely during its useful life. However, the purchaser or user of Flowserve products should be aware that Flowserve products might be used in numerous applications under a wide variety of industrial service conditions. Although Flowserve can provide general guidelines, it cannot provide specific data and warnings for all possible applications. The purchaser/user must therefore assume the ultimate responsibility for the proper sizing and selection, installation, operation, and maintenance of Flowserve products. The purchaser/user should read and understand the Installation Instructions included with the product, and train its employees and contractors in the safe use of Flowserve products in connection with the specific application.

While the information and specifications contained in this literature are believed to be accurate, they are supplied for informative purposes only and should not be considered certified or as a guarantee of satisfactory results by reliance thereon. Nothing contained herein is to be construed as a warranty or guarantee, express or implied, regarding any matter with respect to this product. Because Flowserve is continually improving and upgrading its product design, the specifications, dimensions and information contained herein are subject to change without notice. Should any question arise concerning these provisions, the purchaser/user should contact Flowserve Corporation at any one of its worldwide operations or offices.

©2023 Flowserve Corporation. All rights reserved. This document contains registered and unregistered trademarks of Flowserve Corporation. Other company, product, or service names may be trademarks or service marks of their respective companies.